State of North Carolina
Office of the State Controller

General Fund
Monthly Financial Report

Haw River
Pittsboro, North Carolina

May 2026

NCOSC
NORTH CAROLINA OFFICE
OF THE STATE CONTROLLER

NELS C. ROSELAND
STATE CONTROLLER

August 5, 2026

Enclosed is the General Fund Monthly Financial Report for the period ended May 31, 2026, of the 2026 State fiscal year. Pursuant to the State Budget Act, this report (unaudited) presents both General Fund reverting and non-reverting activities.

Please contact us if you have questions or if you would like more information. We are committed to providing you with the most reliable and timely financial information possible.

Sincerely,

Nels C. Roseland

Nels C. Roseland

MAILING ADDRESS: 1410 Mail Service Center, Raleigh, North Carolina 27699-1410
STREET ADDRESS: 3514 Bush Street, Raleigh, North Carolina 27609
Phone (919) 707-0500 ~ www.ncosc.gov

INTRODUCTION

The General Fund Monthly Financial Report presents revenues, receipts, appropriated expenditures, and disbursements on a cash basis generally in the month when cash is received, or cash is disbursed. Departmental budgeted and actual expenditure amounts for reverting activities are reported net of budgeted and actual receipts respectively and are referred to herein as appropriation expenditures. For non-reverting activities, departmental receipts and disbursements are reported gross of any refunds. The North Carolina Financial System (NCFS) is operated by the Office of the State Controller and is the source for the amounts presented in this report.

North Carolina Financial System
Office of State Controller
NC General Fund – Reverting and Non-Reverting
Schedule of Assets, Liabilities and Fund Balance Report

May 31, 2026

Expressed in Millions

Assets		
Deposits with State		
Cash and Investments	$	21,850.6
Total Assets	**$**	**21,850.6**

Liabilities and Fund Balance		
Liabilities		
Beverage Tax	$	-
Sales & Use Tax		535.3
Scrap Tire Disposal Tax		-
Solid Waste Disposal Tax		-
White Goods Tax		-
Total Liabilities		535.3
Fund Balance		
Reserved:		
American Recovery Plan Act Reserve	$	-
Carry Forward Reserve		101.9
Clean Water Drinking Water Reserve		-
Coronavirus Capital Projects Reserve		-
Coronavirus Relief Reserve		-
Earthquake Disaster Recovery Reserve		-
Economic Development Project Reserve		702.6
Education Reserve		-
Federal Infrastructure Match Reserve		50.2
Housing Reserve		-
Hurricane Florence Disaster Recovery Reserve		-
Information Technology Reserve		271.3
Local Fiscal Recovery Reserve-ARPA		-
Local Govt Coronavirus Relief Reserve		-
Local Project Reserve		-
Medicaid Contingency Reserve		181.0
Medicaid Transformation Reserve		-
NC GREAT Reserve		-
NC Innovation Reserve		-
Opioid Abatement Reserve		60.9
Public School Contingency Reserve		-
Public School Need Based Capital Reserve		-
Reg Economic Dev Reserve		-
Repairs and Renovations Reserve		-
Retiree Supplement Reserve		-
SCIF General Fund Reserve		-
Savings Reserve		3,626.0
Stabilization and Inflation Reserve		796.9
State Emergency Response/Disaster Reserve		45.0
Transportation Reserve		-
Unfunded Liability Solvency Reserve		-
Wilmington Harbor Enhancements Reserve		283.8
World University Games Reserve		-
Non-Reverting Departmental Funds		10,599.0
Total Reserved	$	16,718.6
Unreserved:		
Fund Balance - July 01, 2025	$	891.0
Transfer to Reserves		(1,120.0)
Transfer to Non-reserved Funds		-
Excess of Receipts over (under) Disbursements		4,828.3
Total Unreserved		4,599.3
Total Fund Balance	$	21,317.9
Total Liabilities and Fund Balance	**$**	**21,853.2**

GENERAL FUND – REVERTING
UNRESERVED FUND BALANCE
FISCAL YEAR TO DATE MAY 31, 2026 AND FISCAL YEAR ENDED JUNE 30, 2025

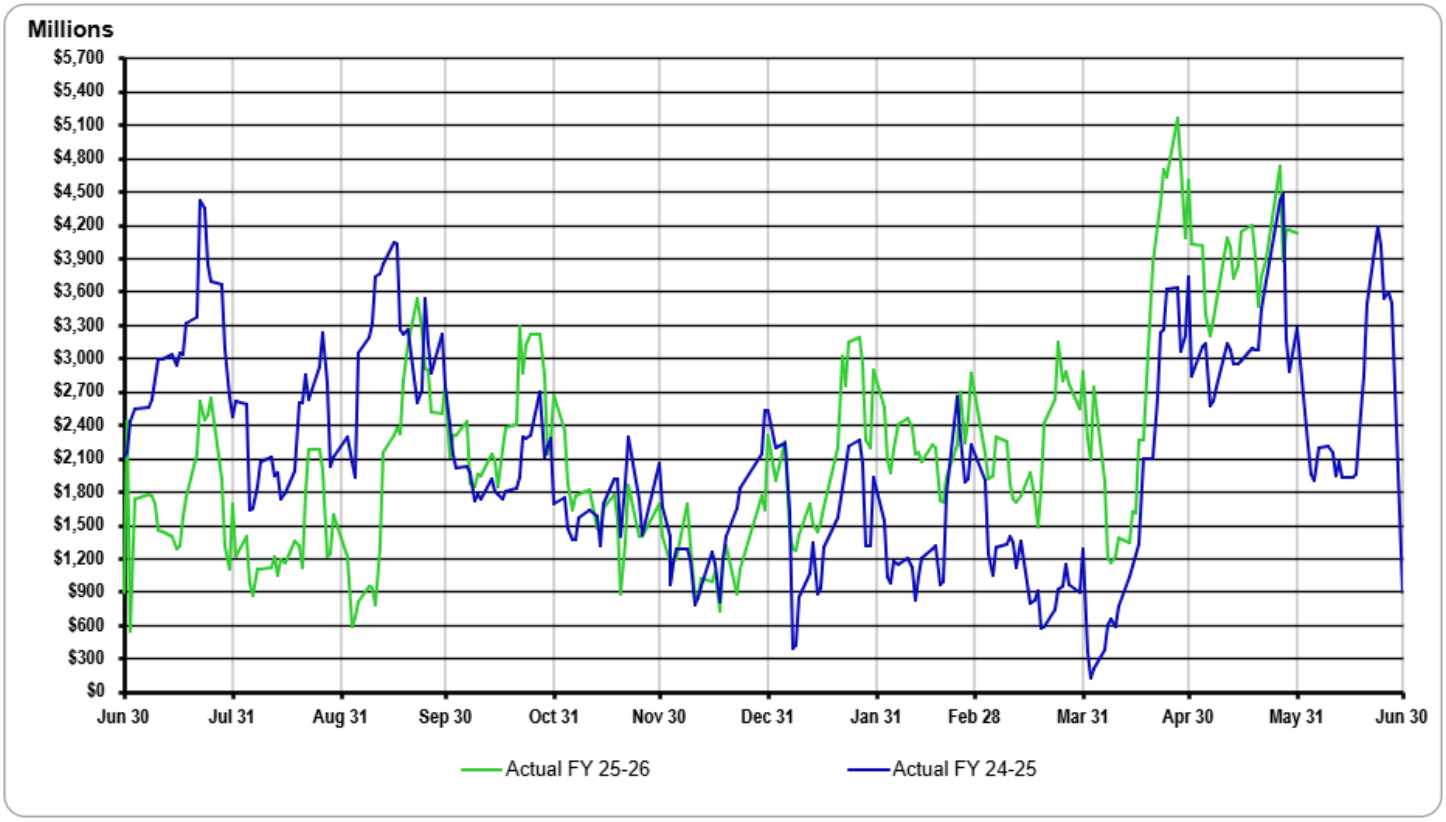

Expressed in Millions

North Carolina Financial System
Office of State Controller
NC General Fund – Reverting and Non-Reverting
Reserved and Unreserved Fund Balance Report
Fiscal Year-to-Date May 31, 2026 and May 31, 2025

Expressed in Millions

Fund Balance	FY 2026	FY 2025	Change	% Change
Reserved:				
American Recovery Plan Act Reserve	$ -	$ 41.3	$ (41.3)	(100.00%)
Carry Forward Reserve	101.9	184.0	(82.1)	(44.62%)
Clean Water Drinking Water Reserve	-	-	-	-
Coronavirus Capital Projects Reserve	-	-	-	-
Coronavirus Relief Reserve	-	-	-	-
Earthquake Disaster Recovery Reserve	-	-	-	-
Economic Development Project Reserve	702.6	601.4	101.2	16.83%
Education Reserve	-	-	-	-
Federal Infrastructure Match Reserve	50.2	95.7	(45.5)	(47.54%)
Housing Reserve	-	-	-	-
Hurricane Florence Disaster Recovery Reserve	-	25.1	(25.1)	(100.00%)
Information Technology Reserve	271.3	343.8	(72.5)	(21.09%)
Local Fiscal Recovery Reserve-ARPA	-	-	-	-
Local Govt Coronavirus Relief Reserve	-	-	-	-
Local Project Reserve	-	-	-	-
Medicaid Contingency Reserve	181.0	726.5	(545.5)	(75.09%)
Medicaid Transformation Reserve	-	-	-	-
NC GREAT Reserve	-	-	-	-
NC Innovation Reserve	-	-	-	-
Opioid Abatement Reserve	60.9	42.7	18.2	42.62%
Public School Contingency Reserve	-	-	-	-
Public School Need Based Capital Reserve	-	-	-	-
Reg Economic Dev Reserve	-	-	-	-
Repairs and Renovations Reserve	-	-	-	-
Retiree Supplement Reserve	-	-	-	-
SCIF General Fund Reserve	-	-	-	-
Savings Reserve	3,626.0	3,609.9	16.1	0.45%
Stabilization and Inflation Reserve	796.9	1,000.0	(203.1)	(20.31%)
State Emergency Response/Disaster Reserve	45.0	213.9	(168.9)	(78.96%)
Transportation Reserve	-	-	-	-
Unfunded Liability Solvency Reserve	-	-	-	-
Wilmington Harbor Enhancements Reserve	283.8	283.8	-	-
World University Games Reserve	-	-	-	-
Non-Reverting Departmental Funds	10,599.0	11,822.0	(1,223.0)	(10.35%)
Total Reserved	$ 16,718.6	$ 18,990.1	$ (2,271.5)	(11.96%)
Unreserved:				
Fund Balance - July 01	$ 891.0	$ 2,103.7	$ (1,212.7)	(57.65%)
Transfers to Reserves	(1,120.0)	(3,000.0)	1,880.0	(62.67%)
Transfer to Non-reserved Funds	-	-	-	0
Excess of Revenues Over (Under) Appropriation Expenditures	4,828.3	4,176.8	651.5	15.60%
Total Unreserved	4,599.3	3,280.5	1,318.8	40.20%
Total Fund Balance	**$ 21,317.9**	**$ 22,270.6**	**$ (952.7)**	**(4.28%)**

North Carolina Financial System
Office of State Controller
NC General Fund Reverting – Schedule of Operations Report
Monthly & Fiscal Year-To-Date as of May 31, 2026
Expresssed in Millions

	May		Year-To-Date		Budget		Percent of Budget Year-To-Date	
	FY 2026	FY 2025	FY 2026	FY 2025	FY 2026	FY 2025	FY 2026	FY 2025
Beg. Unreserved Fund Balance	$ 4,597.0	$ 3,731.4	$ 891.0	$ 2,103.7	$ 891.0	$ 2,103.7	-	-
Transfer to Reserves	-	-	-	-	-	-	-	-
Transfer to Non-reserved Funds	-	-	-	-	-	-	-	-
Total	$ 4,597.0	$ 3,731.4	$ 891.0	$ 2,103.7	$ 891.0	$ 2,103.7	-	-
Revenues								
Non-Tax Revenue								
Disproportionate Share	-	-	139.6	169.8	88.4	88.4	158%	192%
Highway Fund Transfer In	-	-	-	-	-	-	-	-
Insurance-Nontax	1.9	0.2	110.5	104.4	125.9	125.9	88%	83%
Judicial Fees	18.8	17.5	198.8	189.8	218.0	218.0	91%	87%
Master Settlement Agreement	-	-	100.1	107.5	128.1	128.1	78%	84%
Other	22.6	27.3	402.2	271.1	262.7	262.7	153%	103%
Treasurer Investments	64.6	67.0	664.7	760.0	657.8	657.8	101%	116%
Total Non-Tax Revenue	$ 107.9	$ 112.0	$ 1,615.9	$ 1,602.6	$ 1,480.9	$ 1,480.9	109.1%	108.2%
Tax Revenues								
Beverage	46.6	48.6	484.1	495.9	583.2	583.2	83%	85%
Corporate Income	17.3	(24.8)	1,192.5	1,290.2	1,636.9	1,636.9	73%	79%
Estate	-	-	-	-	-	-	-	-
Franchise	(33.7)	21.1	737.9	761.4	744.3	744.3	99%	102%
Freight Car Lines	0.2	0.2	0.2	0.2	0.3	0.3	67%	67%
Gift	-	-	-	-	-	-	-	-
Individual Income	980.4	1,229.2	15,984.4	15,501.3	16,280.8	16,280.8	98%	95%
Insurance	0.8	(1.6)	1,273.2	1,050.0	1,395.0	1,395.0	91%	75%
Mill Machinery	-	-	-	-	-	-	-	-
Other	-	-	-	-	-	-	-	-
Piped Natural Gas	-	-	-	-	-	-	-	-
Privilege License	8.7	0.6	28.0	36.9	31.8	31.8	88%	116%
Real Estate Conveyance Excise	10.2	6.9	113.5	101.5	114.3	114.3	99%	89%
Sales and Use	1,038.5	907.9	11,233.9	10,736.9	10,776.3	10,776.3	104%	100%
Scrap Tire Disposal	2.6	7.4	5.3	16.4	8.0	8.0	66%	205%
Soft Drinks Tax - Inactive	-	-	-	-	-	-	-	-
Solid Waste	2.5	2.4	8.5	8.5	3.2	3.2	266%	266%
Sports Wagering	6.3	2.9	74.4	55.0	28.1	28.1	265%	196%
Tobacco	19.7	21.2	221.5	227.2	278.2	278.2	80%	82%
White Goods Disposal	0.9	0.6	4.5	4.1	4.3	4.3	105%	95%
Total Tax Revenues	$ 2,101.0	$ 2,222.6	$ 31,361.9	$ 30,285.5	$ 31,884.7	$ 31,884.7	98.36%	94.98%
Total Revenues	$ 2,208.9	$ 2,334.6	$ 32,977.8	$ 31,888.1	$ 33,365.6	$ 33,365.6	98.84%	95.57%
Total Availability	$ 6,805.9	$ 6,066.0	$ 33,868.8	$ 33,991.8	$ 34,256.6	$ 35,469.3	98.87%	95.83%
Appropriation Expenditures								
Capital Improvements	$ -	$ -	$ -	$ -	$ -	$ -	-	-
Current Operations	2,256.9	2,950.7	28,341.7	28,008.9	32,005.4	31,715.6	89%	88%
Debt Service	(50.3)	(153.7)	(192.1)	(285.9)	-	-	-	-
Total Appropriation Expenditures	$ 2,206.6	$ 2,797.0	$ 28,149.6	$ 27,723.0	$ 32,005.4	$ 31,715.6	88%	87%
Unreserved Fund Balance – Before Statutory Reservations	$ 4,599.3	$ 3,269.0	$ 5,719.1	$ 6,268.8	$ 2,251.1	$ 3,753.7	-	-
Reserved								
Education Reserve	$ -	$ -	$ -	$ (248.00)	$ -	$ -	-	-
American Recovery Plan Act Reserve	-	-	-	-	-	-	-	-
Carry Forward Reserve	-	-	-	-	-	-	-	-
Clean Water Drinking Water Reserve	-	-	-	(400.0)	-	-	-	-
Coronavirus Capital Projects Reserve	-	-	-	-	-	-	-	-
Coronavirus Relief Reserve	-	-	-	-	-	-	-	-
Earthquake Disaster Recovery Reserve	-	-	-	-	-	-	-	-
Economic Development Project Reserve	-	-	-	(150.0)	-	-	-	-
Federal Infrastructure Match Reserve	-	-	-	-	-	-	-	-
Housing Reserve	-	-	-	(45.0)	-	-	-	-
Hurricane Florence Disaster Recovery Reserve	-	-	-	-	-	-	-	-
Information Technology Reserve	-	-	-	-	-	-	-	-
Local Fiscal Recovery Reserve-ARPA	-	-	-	-	-	-	-	-
Local Govt Coronavirus Relief Reserve	-	-	-	-	-	-	-	-
Local Project Reserve	-	-	-	-	-	-	-	-
Medicaid Contingency Reserve	-	-	-	-	-	-	-	-
Medicaid Transformation Reserve	-	-	-	-	-	-	-	-
NC GREAT Reserve	-	-	-	-	-	-	-	-
NC Innovation Reserve	-	-	-	(250.0)	-	-	-	-
Opioid Abatement Reserve	-	-	-	-	-	-	-	-
Public School Contingency Reserve	-	-	-	-	-	-	-	-
Public School Need Based Capital Reserve	-	-	-	-	-	-	-	-
Reg Economic Dev Reserve	-	-	-	-	-	-	-	-
Repairs and Renovations Reserve	-	-	-	-	-	-	-	-
Retiree Supplement Reserve	-	-	-	-	-	-	-	-
SCIF General Fund Reserve	-	-	(1,120.0)	(1,607.0)	-	-	-	-
Savings Reserve	-	-	-	(125.0)	-	-	-	-
Stabilization and Inflation Reserve	-	-	-	-	-	-	-	-
State Emergency Response/Disaster Reserve	-	-	-	(75.0)	-	-	-	-
Transportation Reserve	-	-	-	(100.0)	-	-	-	-
Unfunded Liability Solvency Reserve	-	-	-	-	-	-	-	-
Wilmington Harbor Enhancements Reserve	-	-	-	-	-	-	-	-
World University Games Reserve	-	-	-	-	-	-	-	-
Unreserved Fund Balance	$ 4,599.3	$ 3,269.0	$ 4,599.1	$ 3,268.8	$ 2,251.1	$ 3,753.7	-	-

Note that the schedule above represents net tax and non-tax collections and not gross collections. Tax revenues are presented net of refunds to taxpayers and various distributions to state and local entities based on legislation. A negative appropriation expenditure indicates that a budget code has actual receipts that exceed actual expenditures.

The schedule above presents monthly and year-to-date General Fund operations for the current and prior fiscal years as well as the annual budget and percent of budget realized or expended.

North Carolina Financial System
Office of State Controller
NC General Fund Reverting Net Tax and Non-Tax Revenues Report
Monthly & Fiscal Year-To-Date as of May 31, 2026 and May 31, 2025
Expresssed in Millions

	May				Year-To-Date Through May			
	FY 2026	FY 2025	Change	Percent of	FY 2026	FY 2025	Change	Percent of
Tax Revenues								
Beverage	$ 46.60	$ 48.60	$ (2.00)	$ (0.04)	$ 484.10	$ 495.90	$ (11.80)	(2.38%)
Corporate Income	17.30	(24.80)	42.10	(1.70)	1,192.50	1,290.20	(97.70)	(7.57%)
Estate	-	-	-	-	-	-	-	-
Franchise	(33.70)	21.10	(54.80)	(2.60)	737.90	761.40	(23.50)	(3.09%)
Freight Car Lines	0.20	0.20	-	-	0.20	0.20	-	-
Gift	-	-	-	-	-	-	-	-
Individual Income	980.40	1,229.20	(248.80)	(0.20)	15,984.40	15,501.30	483.10	3.12%
Insurance	0.80	(1.60)	2.40	(1.50)	1,273.20	1,050.00	223.20	21.26%
Mill Machinery	-	-	-	-	-	-	-	-
Other	-	-	-	-	-	-	-	-
Piped Natural Gas	-	-	-	-	-	-	-	-
Privilege License	8.70	0.60	8.10	13.50	28.00	36.90	(8.90)	(24.12%)
Real Estate Conveyance	10.20	6.90	3.30	0.48	113.50	101.50	12.00	11.82%
Sales and Use	1,038.50	907.90	130.60	0.14	11,233.90	10,736.90	497.00	4.63%
Scrap Tire Disposal	2.60	7.40	(4.80)	(0.65)	5.30	16.40	(11.10)	(67.68%)
Soft Drinks Tax - Inactive	-	-	-	-	-	-	-	-
Solid Waste	2.50	2.40	0.10	0.04	8.50	8.50	-	0.00%
Sports Wagering	6.30	2.90	3.40	1.17	74.40	55.00	19.40	35.27%
Tobacco	19.70	21.20	(1.50)	(0.07)	221.50	227.20	(5.70)	(2.51%)
White Goods Disposal	0.90	0.60	0.30	0.50	4.50	4.10	0.40	9.76%
Total Tax Revenues	$ 2,101.0	$ 2,222.6	$ (121.6)	$ 9.1	$ 31,361.9	$ 30,285.5	$ 1,076.4	3.55%
Non-Tax Revenue								
Disproportionate Share	$ -	$ -	$ -	-	$ 139.60	$ 169.80	$ (30.20)	-
Highway Fund Transfer In	-	-	-	-	-	-	-	-
Insurance-Nontax	1.9	0.2	1.6	8.0	110.5	104.4	6.1	5.84%
Judicial Fees	18.8	17.5	1.3	0.1	198.8	189.8	9.0	4.74%
Master Settlement	-	-	-	-	100.1	107.5	(7.4)	-
Other	22.6	27.3	(4.7)	(0.2)	402.2	271.1	131.1	48.36%
Treasurer Investments	64.6	67.0	(2.4)	(0.0)	664.7	760.0	(95.3)	(12.54%)
Total Non-Tax Revenue	$ 107.9	$ 112.0	$ (4.2)	$ 7.9	$ 1,615.9	$ 1,602.6	$ 13.3	0.83%
Total Tax and Non-Tax Revenue	**$ 2,208.9**	**$ 2,334.6**	**$ (125.8)**	**$ 16.9**	**$ 32,977.8**	**$ 31,888.1**	**$ 1,089.7**	**3.42%**

GENERAL FUND – REVERTING
ACTUAL TAX REVENUES
FISCAL YEAR-TO-DATE MAY 31, 2026 AND MAY 31, 2025

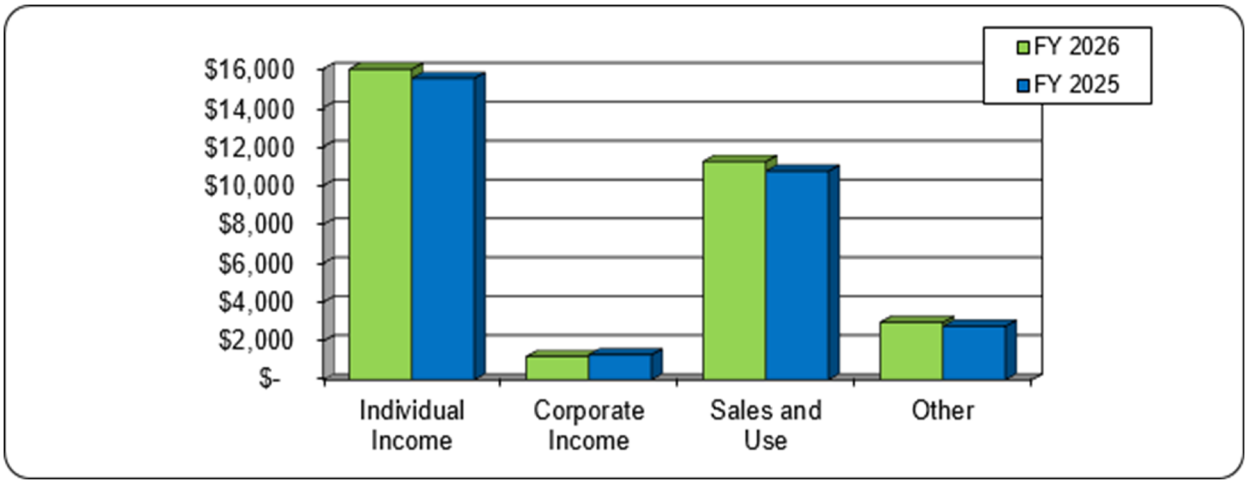

The graph above compares the year-to-date tax revenues for the current and prior fiscal years.

GENERAL FUND – REVERTING
ACTUAL NON-TAX REVENUES
FISCAL YEAR-TO-DATE MAY 31, 2026 AND MAY 31, 2025

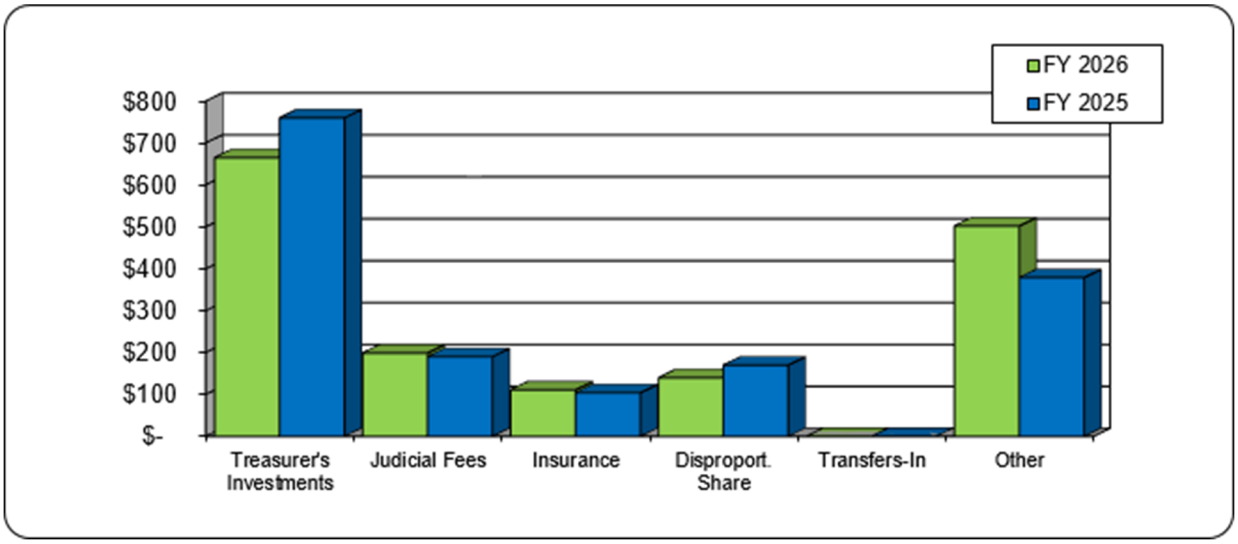

The graph above compares the year-to-date non-tax revenues for the current and prior fiscal years.

North Carolina Financial System
Office of State Controller
NC General Fund - Reverting
Appropriation Expenditures Report
Fiscal Year-to-Date
Expressed in Millions

	Appropriation Expenditures				Percent of Total Appropriation	
	FY 2026 (as of period end)	FY 2025 (as of period end)	Change	Percent Change	FY 2026	FY 2025
Capital Improvements						
Funded by General Fund	$ -	$ -	$ -	-	$ -	$ -
Total Capital Improvements	$ -	$ -	$ -	-	$ -	$ -
Current Operations						
Agriculture	$ 151.80	$ 138.70	$ 13.10	9.4%	0.5%	0.5%
Economic Development	186.70	123.40	63.30	51.5%	0.7%	0.4%
Education	16,200.10	16,287.90	(87.80)	-0.5%	57.6%	58.8%
Environment & Natural Resources	392.30	1,195.80	(803.50)	-67.2%	1.4%	4.3%
General Government	485.50	421.60	63.90	15.2%	1.7%	1.5%
Health and Human Services	7,426.30	6,831.40	594.90	8.7%	26.4%	24.6%
Operating Reserves/Rounding	0.00	0.00	0.00	-	0.0%	0.0%
Public Safety, Correction, and Regulation	3,499.00	3,010.20	488.80	16.2%	12.4%	10.9%
Total Current Operations	$ 28,341.70	$ 28,009.00	$ 332.70	1.2%	100.7%	101.0%
Debt Service						
Debt Service	$ (192.10)	$ (285.90)	$ 93.80	-32.8%	-0.7%	-1.0%
Total Debt Service	$ (192.10)	$ (285.90)	$ 93.80	-32.8%	-0.7%	-1.0%
Total Appropriation Expenditures	**$ 28,149.60**	**$ 27,723.00**	**$ 426.60**	**1.5%**	**100.0%**	**100.0%**

GENERAL FUND – REVERTING
ACTUAL APPROPRIATION EXPENDITURES
FISCAL YEAR-TO-DATE MAY 31, 2026, AND MAY 31, 2025

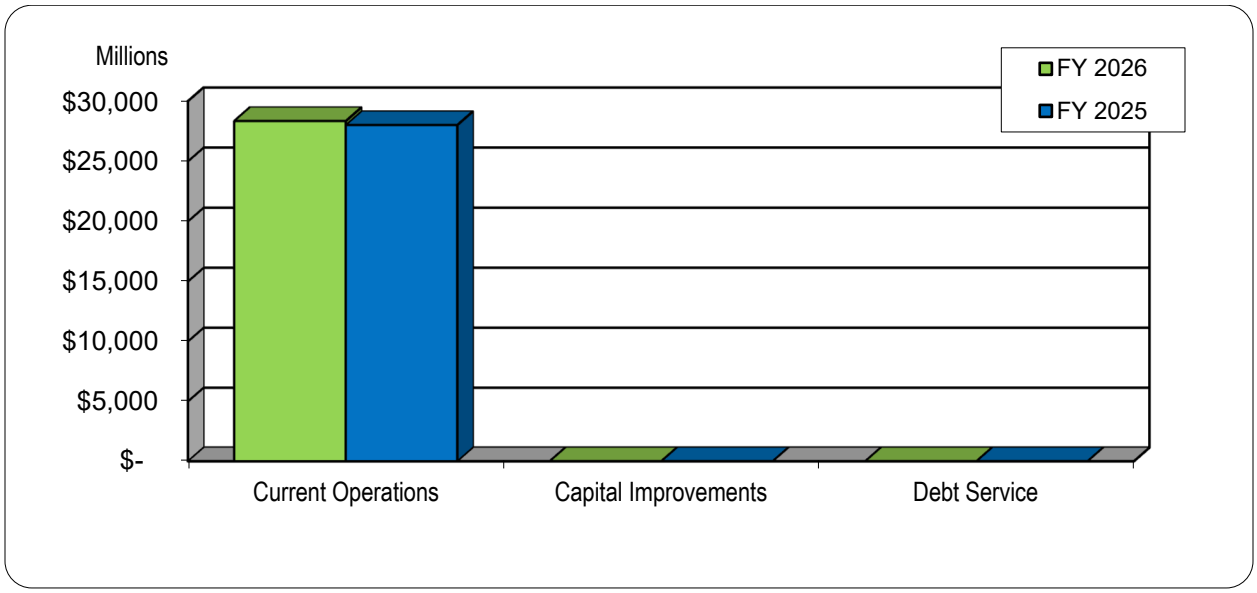

The graph above compares appropriation expenditures by major category for the current and prior fiscal years.

Actual appropriation expenditures through May 2026 were greater than actual appropriation expenditures through May 2025 by $427 million, or 1.54%. Appropriation expenditures for current operations (exclusive of appropriation expenditures for capital improvements and debt service) through May 2026 were greater than appropriation expenditures through May 2025 by $333 million, or 1.2%.

North Carolina Financial System
Office of State Controller
NC General Fund - Reverting
Appropriation Expenditures, Budget, and Percent Expended Report
Monthly & Fiscal Year-To-Date as of May 31, 2026 and May 31, 2025

Expressed in Millions

A negative appropriation expenditure indicates that a budget code has actual receipts that exceed actual expenditures.

	Appropriation Expenditures						Percent of Budget Expended	
	May		Year-To-Date		Budget		Year-To-Date	
	FY 2026	FY 2025	FY 2026	FY 2025	FY 2026	FY 2025	FY 2026	FY 2025
Current Operations								
General Government								
Administration	$ 4.5	$ 3.7	$ 58.5	$ 59.7	$ 67.7	$ 67.4	86.4%	88.6%
Board of Elections	1.4	0.8	10.3	3.9	13.0	9.7	79%	40%
General Assembly	7.5	8.7	81.9	82.3	104.3	99.6	79%	83%
Governor's Office	0.7	0.7	5.3	8.2	7.1	11.8	75%	69%
Governor-Special Projects	-	-	-	-	-	-	-	-
Housing Finance Authority	-	-	10.7	10.7	10.7	10.7	100%	100%
Information Technology	3.0	9.3	56.1	56.6	75.1	79.3	75%	71%
Lieutenant Governor	0.1	0.1	0.9	1.1	1.4	1.3	64%	85%
Military and Veterans Affairs	0.6	0.8	7.1	6.5	8.9	11.6	80%	56%
Office of Administrative Hearings	0.5	0.3	6.0	7.0	8.3	8.5	72%	82%
Office of State Budget	1.0	1.0	10.2	10.6	11.7	11.6	87%	91%
Office of State Budget - Special	-	-	23.4	10.6	23.4	10.6	100%	100%
Office of State Human Resources	0.8	0.8	8.7	8.8	12.0	11.2	73%	79%
Office of the State Controller	2.6	3.6	29.5	31.8	36.1	35.9	82%	89%
Revenue	8.2	11.1	114.6	114.6	121.5	120.8	94%	95%
Secretary of State	1.6	1.7	17.2	16.7	19.3	19.2	89%	87%
State Auditor	0.9	2.6	20.9	14.6	25.3	19.2	83%	76%
State Planning - Inactive	-	-	-	-	-	-	-	-
State Treasurer-Administration	2.0	9.0	0.6	(44.5)	0.2	0.2	300%	-22250%
State Treasurer-Retirement	-	0.1	23.6	22.5	24.4	24.0	96.7%	93.8%
Sub-Total	$ 35.4	$ 54.4	$ 485.5	$ 421.6	$ 570.5	$ 552.7	85.1%	76.3%
Reserve - Budget Transparency	-	-	-	-	-	-	-	-
Reserve - Compensation Increase	-	-	-	-	-	-	-	-
Reserve - Contingency/Emergency	-	-	-	-	-	-	-	-
Reserve - ERP	-	-	-	-	-	-	-	-
Reserve - Enrollment	-	-	-	-	-	-	-	-
Reserve - Eugenic Sterlization Compensation	-	-	-	-	-	-	-	-
Reserve - Film & Entertainment	-	-	-	-	-	-	-	-
Reserve - Future Benefit Needs	-	-	-	-	-	-	-	-
Reserve - General Fund Reverting Funds	-	-	-	-	41.40	21.80	-	-
Reserve - Golden LEAF	-	-	-	-	-	-	-	-
Reserve - IT Fund	-	-	-	-	-	-	-	-
Reserve - JDIG	-	-	-	-	-	-	-	-
Reserve - Minimum of Market Adj	-	-	-	-	-	-	-	-
Reserve - NC GEAR	-	-	-	-	-	-	-	-
Reserve - NCGA Litigation	-	-	-	-	-	-	-	-
Reserve - One NC Fund	-	-	-	-	-	-	-	-
Reserve - Pending Legislation	-	-	-	-	-	-	-	-
Reserve - Public Schools ADM	-	-	-	-	-	-	-	-
Reserve - Retirement Rate Adj	-	-	-	-	-	-	-	-
Reserve - Review of Compensation Plan	-	-	-	-	-	36.10	-	-
Reserve - Salary Adjustment	-	-	-	-	-	-	-	-
Reserve - Severance	-	-	-	-	-	-	-	-
Reserve - St Emp Comprehensive	-	-	-	-	-	-	-	-
Reserve - State Emergency Resp & Disaster	-	-	-	-	-	-	-	-
Reserve - Transfer to DOT	-	-	-	-	-	-	-	-
Reserve - UI Insurance Reserve	-	-	-	-	-	-	-	-
Reserve - UNC Enrollment Growth	-	-	-	-	-	-	-	-
Reserve - Workers' Compensation	-	-	-	-	-	-	-	-
Reserve - Automated Fraud Detection Development	-	-	-	-	-	-	-	-
Reserve - Continuation/Justification	-	-	-	-	-	-	-	-
Reserve - Controller Fraud Detection	-	-	-	-	-	-	-	-
Reserve - Eliminated Positions	-	-	-	-	-	-	-	-
Reserve - Global Trans Park Loan Repayment	-	-	-	-	-	-	-	-
Reserve - Management Flexibility	-	-	-	-	15.0	(200.0)	-	-
Reserve - Medicaid Risk	-	-	-	-	-	-	-	-
Reserve - NC Promise Tuition Plan	-	-	-	-	-	-	-	-
Reserve - Retirees Premium	-	-	-	-	-	-	-	-
Reserve - Statewide Compensation Study	-	-	-	-	-	-	-	-
Reserve - Voter Information Verification Act	-	-	-	-	-	-	-	-
SCIF	-	-	-	-	-	-	-	-
Sub-Total	-	-	-	-	56.4	(142.1)	-	-
Total General Government	$ 35.4	$ 54.4	$ 485.5	$ 421.6	$ 626.9	$ 410.6	77.4%	102.7%
Education								
Community Colleges	$ 176.30	$ 160.00	$ 1,371.40	$ 1,306.50	$ 1,685.90	$ 1,582.10	81%	83%
Eastern NC School for the Deaf	1.0	-	8.3	-	10.4	-	80%	-
Governor Morehead School	0.9	-	7.9	-	10.4	-	76%	-
NC School for the Deaf	1.1	-	10.3	-	11.8	-	87%	-
Public Instruction	1,031.7	1,124.1	11,072.1	11,331.2	11,894.9	11,952.3	93%	95%
Sub-Total	$ 1,211.0	$ 1,284.1	$ 12,470.0	$ 12,637.6	$ 13,613.4	$ 13,534.4	92%	93%

University System								
Appalachian State University	28.9	20.4	171.0	162.2	213.5	212.8	80%	76%
ECU - Health Affairs	9.3	9.8	71.0	70.8	107.8	107.2	66%	66%
East Carolina University	33.9	36.1	203.8	200.2	269.5	273.3	76%	73%
Elizabeth City State University	4.8	4.5	42.3	40.6	51.0	50.8	83%	80%
Fayetteville State University	9.1	9.3	74.2	71.6	96.5	92.0	77%	78%
NCSU - Academic Affairs	66.5	68.5	494.6	472.5	574.4	570.3	86%	83%
NCSU - Agricultural Extension Service	3.7	3.8	40.3	45.0	46.9	48.5	86%	93%
NCSU - Agricultural Research	5.2	6.2	56.5	55.7	63.9	63.5	88%	88%
North Carolina A&T University	5.3	25.8	147.2	126.6	165.8	165.8	89%	76%
North Carolina Central University	13.0	15.2	76.0	73.3	103.1	101.1	74%	73%
North Carolina Sch of Science & Mathematics	4.0	4.2	41.5	40.5	46.3	45.3	90%	89%
UNC - Chapel Hill Academic Affairs	47.7	40.4	249.8	212.0	394.8	382.2	63%	55%
UNC - Chapel Hill Area Health Affairs	5.6	4.3	36.4	35.2	56.9	56.9	64%	62%
UNC - Chapel Hill Health Affairs	30.8	24.0	192.6	181.1	250.6	250.0	77%	72%
UNC - GA Institutional Programs and Facilities	2.0	15.6	58.6	56.8	81.4	85.8	72%	66%
UNC - GA Related Educational Programs	1.0	3.1	847.1	878.2	863.3	878.8	98%	100%
UNC- GA Aid to Private Institutions	-	-	1.2	1.2	1.2	1.2	100%	100%
University of North Carolina - General Admin	3.5	3.2	49.6	44.8	55.7	55.8	89%	80%
University of North Carolina Sch of the Arts	3.8	5.1	36.4	36.5	42.7	42.7	85%	85%
University of North Carolina at Asheville	5.6	5.0	43.2	42.9	52.4	54.1	82%	79%
University of North Carolina at Charlotte	40.3	39.1	243.0	241.9	337.9	336.5	72%	72%
University of North Carolina at Greensboro	17.6	21.9	148.6	151.4	209.8	208.4	71%	73%
University of North Carolina at Pembroke	7.9	10.7	60.4	60.0	101.7	101.6	59%	59%
University of North Carolina at Wilmington	21.5	27.2	161.5	161.4	222.5	221.0	73%	73%
Western Carolina University	15.5	15.9	133.4	133.1	173.0	170.2	77%	78%
Winston-Salem State University	7.6	8.5	49.8	54.5	69.3	70.8	72%	77%
Total University System	$ 394.1	$ 427.8	$ 3,730.2	$ 3,650.0	$ 4,651.7	$ 4,646.7	80.2%	78.6%
Total Education	$ 1,605.1	$ 1,711.9	$ 16,200.2	$ 16,287.6	$ 18,265.1	$ 18,181.1	88.7%	89.6%
Agriculture								
Agriculture and Consumer Services	$ 13.7	$ 15.3	$ 151.7	$ 138.7	$ 177.8	$ 182.1	85.3%	76.2%
Total Agriculture	$ 13.7	$ 15.3	$ 151.7	$ 138.7	$ 177.8	$ 182.1	85.3%	76.2%
Economic Development								
Commerce	$ 1.40	$ 1.30	$ 10.50	$ 13.20	$ 15.40	$ 20.30	68.2%	65.0%
Commerce-Economic Development	-	(75.30)	158.30	82.50	158.30	158.30	100.0%	52.1%
Commerce-State Aid	1.70	2.50	18.00	27.70	19.70	85.10	91.4%	32.5%
Total Economic Development	$ 3.1	$ (71.5)	$ 186.8	$ 123.4	$ 193.4	$ 263.7	96.6%	46.8%
Environment & Natural Resources								
Environmental Quality	$ 5.6	$ 304.3	$ 104.0	$ 907.8	$ 108.3	$ 909.6	96.0%	99.8%
Natural and Cultural Resources	19.9	15.9	272.4	272.1	290.9	281.4	93.6%	96.7%
Roanoke Island Commission	-	-	-	-	-	-	-	-
Wildlife Resources	(0.3)	2.0	16.0	15.9	17.0	16.7	94.1%	95.2%
Total Environment & Natural Resources	$ 25.2	$ 322.1	$ 392.4	$ 1,195.8	$ 416.2	$ 1,207.8	94.3%	99.0%
Health and Human Services								
Aging	$ (3.0)	$ 16.0	$ 43.9	$ 52.7	$ 58.3	$ 53.6	75%	98%
Child Development	21.2	27.8	183.6	267.7	286.0	340.3	64%	79%
Child and Family Well-Being	-	(16.0)	24.9	38.3	62.1	60.4	40%	63%
DHHS-Administration	39.6	6.9	135.4	119.1	219.4	224.2	62%	53%
Education Services - Inactive	-	-	-	-	-	-	-	-
Health Services	12.2	16.9	193.5	100.5	215.4	138.1	90%	73%
Health Services Regulations	3.0	3.7	15.5	16.5	26.1	25.8	59%	64%
Medical Assistance	123.8	452.7	5,975.0	5,472.5	6,524.8	6,165.0	92%	89%
Mental Health/DD/SAS	61.5	58.3	702.5	552.5	776.7	847.8	90%	65%
NC Health Choice	-	-	-	-	-	-	-	-
Services for the Blind and Deaf/HH	0.6	0.6	5.1	5.4	9.5	9.4	54%	57%
Social Services	(43.5)	53.2	110.9	174.7	228.1	238.9	49%	73%
Vocational Rehabilitation	3.6	3.3	35.8	31.3	43.8	44.0	82%	71%
Total Health and Human Services	$ 219.0	$ 623.4	$ 7,426.0	$ 6,831.0	$ 8,450.2	$ 8,147.5	87.9%	83.8%
Public Safety, Correction, and Regulation								
Adult Correction	$ 203.8	$ 155.4	$ 1,832.7	$ 1,282.7	$ 1,970.4	$ 1,434.4	93%	89%
Department of State Highway Patrol General Fund	19.2	-	257.3	-	324.4	-	-	-
Insurance	10.0	3.4	49.7	46.5	59.9	55.4	83%	84%
Insurance-GF	0.9	1.7	9.4	(3.4)	14.2	3.8	66%	-89%
Judicial	62.6	65.1	721.6	739.7	802.5	790.7	90%	94%
Judicial-Indigent Defense	14.7	13.8	154.6	152.8	171.8	167.7	90%	91%
Justice	7.0	6.6	65.6	66.3	67.6	66.8	97%	99%
Labor	2.6	1.9	19.8	22.1	26.6	26.4	74%	84%
Public Safety	28.1	42.6	304.8	591.5	340.2	657.8	90%	90%
State Bureau of Investigation	6.5	4.7	83.6	111.8	98.2	119.9	85%	93%
Total Public Safety, Correction, and Regulation	$ 355.4	$ 295.2	$ 3,499.1	$ 3,010.0	$ 3,875.8	$ 3,322.9	90.3%	90.6%
						0.10		
Total Current Operations	$ 2,256.9	$ 2,950.8	$ 28,341.7	$ 28,008.1	$ 32,005.4	$ 31,715.7	88.6%	88.3%
Capital Improvements								
Funded by General Fund	-	-	-	-	-	-	-	-
Total Capital Improvements	-	-	-	-	-	-	-	-
Debt Service								
Debt Service	$ (50.3)	$ (153.7)	$ (192.1)	$ (285.9)	$ -	$ -	-	-
Debt Service-Federal	-	-	-	-	-	-	-	-
Total Debt Service	(50.3)	(153.7)	(192.1)	(285.9)	-	-	-	-
Total Appropriation Expenditures	**$ 2,206.6**	**$ 2,797.1**	**$ 28,149.6**	**$ 27,722.3**	**$ 32,005.4**	**$ 31,715.8**	**88.0%**	**87.4%**

The schedule above presents monthly and year-to-date appropriation expenditures by major function and agency with comparison to the fiscal year budget.

[*] In disclosing the detail appropriation expenditures of over 100 agencies/entities rounded to the millions of dollars, the "Rounding" category allows the most accurate presentation of individual agency and major General Fund category amounts.

North Carolina Financial System
Office of State Controller
NC General Fund Unreserved Cash
Schedule of Receipts and Disbursements by Function and Agency Report
Monthly & Fiscal Year-To-Date as of May 31, 2026

Expressed in Thousands

	Receipts		Disbursements	
	May	Year-To-Date	May	Year-To-Date
Agriculture				
Agriculture and Consumer Services	$ 7,424.00	$ 97,834.00	$ 21,146.00	$ 249,503.00
Total Agriculture	$ 7,424.0	$ 97,834.0	$ 21,146.0	$ 249,503.0
Capital Improvement				
Funded by General Fund	$ -	$ -	$ -	$ -
Total Capital Improvement	$ -	$ -	$ -	$ -
Debt Service				
Debt Service	$ 181,847.00	$ 363,301.00	$ 131,694.00	$ 171,244.00
Debt Service-Federal	0.00	0.00	0.00	0.00
Total Debt Service	$ 181,847.0	$ 363,301.0	$ 131,694.0	$ 171,244.0
Economic Development				
Commerce	$ 6,766.00	$ 59,473.00	$ 8,185.00	$ 69,971.00
Commerce-Economic Development	0.00	0.00	0.00	158,348.00
Commerce-State Aid	0.00	1,114.00	1,705.00	19,132.00
Total Economic Development	$ 6,766.00	$ 60,587.00	$ 9,890.00	$ 247,451.00
Education				
Community Colleges	$ 51,124.00	$ 793,005.00	$ 227,452.00	$ 2,164,438.00
Eastern NC School for the Deaf	4.00	315.00	995.00	8,595.00
Governor Morehead School	98.00	691.00	1,042.00	8,622.00
NC School for the Deaf	8.00	374.00	1,084.00	10,661.00
Public Instruction	311,633.00	3,147,938.00	1,343,375.00	14,220,039.00
UNC System	142,456.00	3,749,004.00	536,739.00	7,479,085.00
Total Education	$ 505,323.0	$ 7,691,327.0	$ 2,110,687.0	$ 23,891,440.0
Environment & Natural Resources				
Environmental Quality	11,077.00	71,947.00	16,683.00	175,897.00
Natural and Cultural Resources	13,439.00	82,981.00	33,345.00	355,336.00
Roanoke Island Commission	0.00	0.00	0.00	0.00
Wildlife Resources	11,456.00	121,371.00	11,131.00	137,375.00
Total Environment & Natural Resources	$ 35,972.00	$ 276,299.00	$ 61,159.00	$ 668,607.00
General Government				
Administration	$ 908.00	$ 12,155.00	$ 5,454.00	$ 70,639.00
Board of Elections	0.00	20,406.00	1,382.00	30,728.00
General Assembly	107.00	662.00	7,573.00	82,594.00
Governor's Office	45.00	3,042.00	705.00	8,379.00
Governor-Special Projects	0.00	0.00	0.00	0.00
Housing Finance Authority	0.00	0.00	0.00	10,660.00
Information Technology	2,803.00	31,423.00	5,833.00	87,488.00
Lieutenant Governor	0.00	95.00	89.00	967.00
Military and Veterans Affairs	7.00	1,992.00	593.00	9,085.00
Office of Administrative Hearings	2.00	788.00	551.00	6,769.00
Office of State Budget	14.00	1,354.00	1,033.00	11,588.00
Office of State Budget - Special	0.00	34,557.00	0.00	58,003.00
Office of State Human Resources	52.00	2,479.00	900.00	11,162.00
Office of the State Controller	26.00	1,480.00	2,640.00	31,003.00
Reserve - Budget Transparency	0.00	0.00	0.00	0.00
Reserve - Compensation Increase	0.00	0.00	0.00	0.00
Reserve - Contingency/Emergency	0.00	0.00	0.00	0.00
Reserve - ERP	0.00	0.00	0.00	0.00
Reserve - Enrollment	0.00	0.00	0.00	0.00
Reserve - Eugenic Sterlization Compensation	0.00	0.00	0.00	0.00
Reserve - Film & Entertainment	0.00	0.00	0.00	0.00
Reserve - Future Benefit Needs	0.00	0.00	0.00	0.00
Reserve - General Fund Reverting Funds	0.00	0.00	0.00	0.00
Reserve - Golden LEAF	0.00	0.00	0.00	0.00
Reserve - IT Fund	0.00	0.00	0.00	0.00
Reserve - JDIG	0.00	0.00	0.00	0.00
Reserve - Minimum of Market Adj	0.00	0.00	0.00	0.00
Reserve - NC GEAR	0.00	0.00	0.00	0.00
Reserve - NCGA Litigation	0.00	0.00	0.00	0.00
Reserve - One NC Fund	0.00	0.00	0.00	0.00
Reserve - Pending Legislation	0.00	0.00	0.00	0.00
Reserve - Public Schools ADM	0.00	0.00	0.00	0.00
Reserve - Retirement Rate Adj	0.00	0.00	0.00	0.00
Reserve - Review of Compensation Plan	0.00	0.00	0.00	0.00
Reserve - Salary Adjustment	0.00	0.00	0.00	0.00
Reserve - Severance	0.00	0.00	0.00	0.00
Reserve - St Emp Comprehensive	0.00	0.00	0.00	0.00
Reserve - State Emergency Resp & Disaster	0.00	0.00	0.00	0.00
Reserve - Transfer to DOT	0.00	0.00	0.00	0.00
Reserve - UI Insurance Reserve	0.00	0.00	0.00	0.00
Reserve - UNC Enrollment Growth	0.00	0.00	0.00	0.00
Reserve - Workers' Compensation	0.00	0.00	0.00	0.00
Reserve-Other	0.00	0.00	0.00	0.00
Revenue	4,789.00	54,140.00	12,939.00	168,752.00
SCIF	0.00	0.00	0.00	0.00
Secretary of State	65.00	699.00	1,632.00	17,853.00
State Auditor	1,892.00	8,796.00	2,819.00	29,715.00
State Planning - Inactive	0.00	0.00	0.00	0.00
State Treasurer-Administration	6,619.00	148,648.00	8,601.00	149,216.00
State Treasurer-Retirement	0.00	0.00	0.00	23,576.00
Total General Government	$ 17,329.00	$ 322,716.00	$ 52,744.00	$ 808,176.00

Health and Human Services				
Aging	$ 15,003.00	$ 85,837.00	$ 12,016.00	$ 129,700.00
Child Development	40,431.00	608,080.00	61,582.00	791,725.00
Child and Family Well-Being	44,676.00	620,363.00	44,653.00	645,296.00
DHHS-Administration	3,924.00	298,679.00	43,475.00	434,108.00
Education Services - Inactive	0.00	0.00	0.00	0.00
Health Services	20,757.00	236,452.00	32,972.00	429,938.00
Health Services Regulations	2,699.00	47,387.00	5,738.00	62,931.00
Medical Assistance	3,709,814.00	31,906,703.00	3,833,587.00	37,881,722.00
Mental Health/DD/SAS	55,725.00	941,167.00	117,177.00	1,643,664.00
NC Health Choice	0.00	0.00	0.00	0.00
Services for the Blind and Deaf/HH	2,710.00	34,685.00	3,335.00	39,793.00
Social Services	90,907.00	1,328,175.00	47,358.00	1,439,103.00
Vocational Rehabilitation	14,006.00	145,414.00	17,596.00	181,212.00
Total Health and Human Services	$ 4,000,652.00	$ 36,252,942.00	$ 4,219,490.00	$ 43,679,193.00
Public Safety, Correction, and Regulation				
Adult Correction	$ 16,663.00	$ 195,990.00	$ 220,448.00	$ 2,028,693.00
Department of State Highway Patrol General Fund	8,025.00	82,924.00	27,229.00	340,196.00
Insurance	419.00	14,913.00	10,422.00	64,642.00
Insurance-GF	677.00	7,602.00	1,575.00	16,975.00
Judicial	961.00	23,067.00	63,562.00	744,643.00
Judicial-Indigent Defense	1,829.00	17,467.00	16,200.00	172,097.00
Justice	2,214.00	42,315.00	9,165.00	107,884.00
Labor	1,498.00	21,506.00	4,146.00	41,275.00
Public Safety	17,314.00	175,868.00	45,446.00	480,686.00
State Bureau of Investigation	1,075.00	32,294.00	7,692.00	115,871.00
Total Public Safety, Correction, and Regulation	$ 50,675.00	$ 613,946.00	$ 405,885.00	$ 4,112,962.00
Non-Tax Revenue				
Disproportionate Share	$ -	$ 139,556.00	$ -	$ -
Highway Fund Transfer In	0.00	0.00	0.00	0.00
Insurance-Nontax	0.00	43,888.00	0.00	0.00
License & Fees-Nontax	2,420.00	77,706.00	641.00	11,053.00
Judicial Fees	18,793.00	199,399.00	0.00	576.00
Master Settlement Agreement	0.00	125,095.00	0.00	25,000.00
ABC Board	0.00	0.00	0.00	0.00
Banking & Investment Fees	0.00	0.00	0.00	0.00
Board of Elections	4.00	109.00	0.00	105.00
CI Appropriation	0.00	0.00	0.00	0.00
DHHS	0.00	4,317.00	0.00	0.00
DPS - ABC Board	9,116.00	32,377.00	207.00	1,108.00
DWI Restoration Fees	0.00	0.00	0.00	0.00
DWI Service Fees	199.00	2,205.00	0.00	0.00
Deed Mortgage Registration Fee	613.00	6,303.00	491.00	5,042.00
Eastern Region Eco Dev Comm	0.00	0.00	0.00	0.00
Fees & Penalties	515.00	5,631.00	686.00	5,285.00
Gas & Oil Inspection	124.00	1,236.00	0.00	0.00
Intra State Transfer	207.00	2,132.00	0.00	0.00
Miscellaneous	0.00	129,413.00	0.00	17,820.00
Parole Supervision Fees	70.00	787.00	0.00	0.00
Probation Supervision Fees	509.00	5,837.00	0.00	0.00
Risk Pool Reversion	0.00	0.00	0.00	0.00
Rural Center Reversion	0.00	0.00	0.00	0.00
Sales & Use	1,314.00	13,851.00	0.00	0.00
Sales Tax Refund	128.00	1,570.00	0.00	0.00
Secretary of State-Nontax	11,541.00	228,036.00	339.00	2,277.00
Treasurer Investments	64,556.00	671,466.00	0.00	6,793.00
Total Non-Tax Revenue	$ 110,109.00	$ 1,690,914.00	$ 2,364.00	$ 75,059.00
Tax Revenues				
Beverage	$ 46,638.00	$ 525,134.00	$ 20.00	$ 41,081.00
Corporate Income	32,326.00	1,471,031.00	15,038.00	278,486.00
Estate	0.00	30.00	0.00	0.00
Franchise	29,269.00	888,668.00	62,943.00	150,733.00
Freight Car Lines	219.00	209.00	0.00	0.00
Gift	0.00	0.00	0.00	0.00
Individual Income	1,194,334.00	17,927,305.00	213,960.00	1,942,875.00
Insurance	14,925.00	1,423,786.00	14,146.00	150,573.00
Mill Machinery	14.00	(4.00)	0.00	16.00
Miscellaneous	0.00	0.00	0.00	0.00
Severance	0.00	0.00	0.00	0.00
Piped Natural Gas	0.00	0.00	0.00	0.00
Privilege License	8,773.00	39,444.00	27.00	11,413.00
Real Estate Conveyance Excise	10,207.00	113,527.00	0.00	14.00
Sales and Use	1,682,013.00	18,509,735.00	643,489.00	7,275,806.00
Scrap Tire Disposal	2,647.00	28,063.00	23.00	22,778.00
Soft Drinks Tax - Inactive	0.00	0.00	0.00	0.00
Solid Waste	2,548.00	26,321.00	4.00	17,785.00
Sports Wagering	9,611.00	135,538.00	3,274.00	61,141.00
Tobacco	19,726.00	221,723.00	9.00	230.00
White Goods Disposal	896.00	8,859.00	9.00	4,407.00
Total Tax Revenues	$ 3,054,146.00	$ 41,319,369.00	$ 952,941.00	$ 9,957,338.00
Total Reverting	**$ 7,970,243.00**	**$ 88,689,235.00**	**$ 7,968,000.00**	**$ 83,860,973.00**

Beginning Unreserved Cash	$ 890,984.00
Year-To-Date Receipts	88,689,235.00
Year-To-Date Disbursements	83,860,973.00
Reservations	
American Recovery Plan Act Reserve	0.00
Carry Forward Reserve	0.00
Clean Water Drinking Water Reserve	0.00
Coronavirus Capital Projects Reserve	0.00
Coronavirus Relief Reserve	0.00
Earthquake Disaster Recovery Reserve	0.00
Economic Development Project Reserve	0.00

Education Reserve		0.00
Federal Infrastructure Match Reserve		0.00
Housing Reserve		0.00
Hurricane Florence Disaster Recovery Reserve		0.00
Information Technology Reserve		0.00
Local Fiscal Recovery Reserve-ARPA		0.00
Local Govt Coronavirus Relief Reserve		0.00
Local Project Reserve		0.00
Medicaid Contingency Reserve		0.00
Medicaid Transformation Reserve		0.00
NC GREAT Reserve		0.00
NC Innovation Reserve		0.00
Opioid Abatement Reserve		0.00
Public School Contingency Reserve		0.00
Public School Need Based Capital Reserve		0.00
Reg Economic Dev Reserve		0.00
Repairs and Renovations Reserve		0.00
Retiree Supplement Reserve		0.00
SCIF General Fund Reserve		(1,120,000.00)
Savings Reserve		0.00
Stabilization and Inflation Reserve		0.00
State Emergency Response/Disaster Reserve		0.00
Transportation Reserve		0.00
Unfunded Liability Solvency Reserve		0.00
Wilmington Harbor Enhancements Reserve		0.00
World University Games Reserve		0.00
Ending Unreserved Cash	**$**	**4,599,246.00**

North Carolina Financial System
Office of State Controller
NC General Fund Non-reverting Departmental Cash

Schedule of Receipts and Disbursements by Function and Agency Report

Monthly & Fiscal Year-to-Date as of May 31, 2026

Expressed in Thousands

	Beginning Cash	Receipts May	Receipts Year-To-Date	Expenditures May	Expenditures Year-To-Date	Year-To-Date Ending Cash
Agriculture						
Agriculture and Consumer Services	$ 409,980.00	$ 1,488.00	$ 275,518.00	$ 8,329.00	$ 377,455.00	$ 308,043.00
Total Agriculture	$ 409,980.00	$ 1,488.00	$ 275,518.00	$ 8,329.00	$ 377,455.00	$ 308,043.00
Debt Service						
State Treasurer-Bond Refund	$ -	$ -	$ 7,491.00	$ -	$ 7,387.00	$ 104.00
State Treasurer-Retirement	-	16,774.00	50,517.00	16,810.00	50,517.00	-
Total Debt Service	-	16,774.00	58,008.00	16,810.00	57,904.00	104.00
Economic Development						
Commerce-CDBG	$ 15,807.00	$ 53.00	$ 626.00	$ -	$ -	$ 16,433.00
Commerce-Div of Employ Sec	56,197.00	22,653.00	106,578.00	14,964.00	135,590.00	27,185.00
Commerce-Floyd Relief	120,000.00	6,336.00	19,688.00	6,019.00	14,582.00	125,106.00
Commerce-IT Projects	1,153.00	-	5.00	1.00	485.00	673.00
Commerce-Special Revenue	522,163.00	16,315.00	370,594.00	33,904.00	366,893.00	525,864.00
Commerce-Trust	77.00	-	-	-	-	77.00
Total Economic Development	$ 715,397.00	$ 45,357.00	$ 497,491.00	$ 54,888.00	$ 517,550.00	$ 695,338.00
Education						
Community Colleges-IT Projects	$ 50,595.00	$ -	$ 4,121.00	$ 445.00	$ 6,038.00	$ 48,678.00
Community Colleges-Special Rev	51,414.00	1,888.00	17,654.00	3,535.00	31,477.00	37,592.00
Community Colleges-Trust	2,142.00	8.00	665.00	-	596.00	2,211.00
Eastern NC School for the Deaf	-	2.00	187.00	2.00	29.00	157.00
Eastern NC School for the Deaf Trust Fund	-	-	1.00	-	-	1.00
Governor Morehead School	-	12.00	3,567.00	10.00	202.00	3,365.00
Governor Morehead School Trust Fund	-	-	468.00	-	230.00	238.00
NC School for the Deaf	-	6.00	302.00	6.00	33.00	269.00
NC School for the Deaf Trust Fund	-	-	413.00	-	-	413.00
Public Instruction-IT Projects	56,112.00	15.00	1,814.00	1,631.00	13,040.00	44,886.00
Public Instruction-Internal Service	162,739.00	219.00	123,382.00	9,666.00	253,332.00	32,789.00
Public Instruction-Local Payroll	3,652.00	5,975.00	69,453.00	5,791.00	70,487.00	2,617.00
Public Instruction-Pub Sch Bldg Fund	1,601,541.00	5,593.00	533,243.00	51,885.00	598,058.00	1,536,726.00
Public Instruction-School Technology	19,295.00	266.00	3,138.00	1,809.00	17,672.00	4,760.00
Public Instruction-Special Revenue	59,008.00	3,235.00	28,409.00	801.00	42,328.00	45,088.00
Public Instruction-Trust	19,727.00	485.00	35,610.00	-	32,156.00	23,181.00
Total Education	$ 2,026,225.00	$ 17,704.00	$ 822,427.00	$ 75,581.00	$ 1,065,678.00	$ 1,782,971.00
Environment & Natural Resources						
Aquariums	$ 6,162.00	$ -	$ 10.00	$ 2,112.00	$ 2,167.00	$ 4,005.00
C W M T F	143,746.00	5,238.00	41,155.00	6,121.00	57,481.00	127,420.00
EQ-Clean Water Mgmt Trust Fund	-	-	-	-	-	-
EQ-Loans for Water & Wastewater	761.00	-	-	-	-	761.00
Environmental Quality	754,394.00	380.00	507,529.00	60,889.00	675,602.00	586,321.00
Environmental Quality-Disaster	137,663.00	-	71,339.00	2,139.00	83,133.00	125,869.00
Land & Water Conservation Fund	42,547.00	621.00	5,434.00	1,203.00	8,864.00	39,117.00
Natural & Cultural Res-LWS	3,242.00	11.00	154.00	-	3.00	3,393.00
Natural and Cultural Res-Int Bearing	40.00	2.00	68.00	5.00	74.00	34.00
Natural and Cultural Resources	2,760.00	200.00	28,147.00	534.00	27,472.00	3,435.00
Parks & Recreation Trust Fund	48,743.00	14,176.00	56,572.00	5,141.00	52,259.00	53,056.00
Wildlife	19,867.00	7,518.00	70,099.00	7,207.00	70,015.00	19,951.00
Total Environment & Natural Resources	$ 1,159,925.00	$ 28,146.00	$ 780,507.00	$ 85,351.00	$ 977,070.00	$ 963,362.00
General Government						
Administration	$ 39,108.00	$ 4,152.00	$ 55,700.00	$ 4,872.00	$ 65,170.00	$ 29,638.00
Board of Elections	10,765.00	94.00	19,545.00	246.00	2,618.00	27,692.00
DMVA - Special Revenue	32,141.00	106.00	1,229.00	-	-	33,370.00
DMVA-Special Revenue	-	-	-	-	-	-
General Assembly	62,305.00	-	583.00	2.00	1,207.00	61,681.00
Governor's Office	274,853.00	90,093.00	1,330,736.00	103,504.00	1,451,371.00	154,218.00
Governor's Office-Disaster Relief	154,200.00	-	-	3,600.00	115,362.00	38,838.00
IBIS Replacement	-	-	20,874.00	637.00	958.00	19,916.00
Information Technology	54,564.00	(987.00)	57,665.00	19,412.00	62,013.00	50,216.00
NC Infrastructure Finance Corp	-	114,920.00	130,495.00	114,920.00	130,495.00	-
North Carolina Investment Authority Operating	-	-	-	-	-	-
OSBM ECONOMIC DEVELOPMENT ADMINISTRATION (EDA-ARPA)	3.00	-	995.00	24.00	996.00	2.00
OSBM-ARP Homeowners Assistance Fund	3.00	-	-	-	-	3.00
OSBM-ARP State & Local Fiscal Recovery Fund	1,544,424.00	39,222.00	145,814.00	12,869.00	1,008,639.00	681,599.00
OSBM-Covid 19 Recovery Act	3.00	15,048.00	37,395.00	30,000.00	37,291.00	107.00
OSBM-Earthquake Disaster Recovery	1.00	-	-	-	-	1.00
OSBM-Emergency Rental Assistance	24,594.00	48.00	1,182.00	-	11,693.00	14,083.00
OSBM-IT Projects	192.00	-	-	-	-	192.00
OSBM-Rural Health Care Stabilization	38,230.00	127.00	1,511.00	-	-	39,741.00
OSBM-SCIF	4,477,258.00	592,556.00	1,537,638.00	326,879.00	2,116,554.00	3,898,342.00
OSBM-Tropical Storm Fred DR	-	-	1.00	-	1.00	-
Office of Administrative Hearings	2,743.00	-	411.00	-	-	3,154.00
Payroll Imprest Fund	-	-	-	-	-	-
Revenue-E 911 Fee	1,016.00	3,296.00	13,188.00	2,822.00	12,394.00	1,810.00

Revenue-IT Project	48,212.00	-	208.00	76.00	3,662.00	44,758.00
Revenue-Lee Act Credits	294.00	-	-	-	-	294.00
Revenue-Project Collect	60,160.00	8,310.00	46,962.00	3,735.00	37,726.00	69,396.00
Revenue-Tax Distribution	169.00	553,894.00	6,202,862.00	555,670.00	6,202,998.00	33.00
Revenue-Tax Transfer Fees	5,400.00	272.00	4,189.00	383.00	3,847.00	5,742.00
State Controller	45,293.00	1,552.00	22,089.00	218.00	22,056.00	45,326.00
State Treasurer	7,512.00	3,066.00	21,137.00	1,413.00	13,643.00	15,006.00
State Treasurer-Basis Swap	-	-	-	-	-	-
State Treasurer-Blount St. Properties	-	-	-	-	-	-
State Treasurer-Trust Special Disaster	28,287.00	-	-	-	26,556.00	1,731.00
Statewide-Worker's Comp Plan	1,996.00	5,559.00	65,800.00	5,649.00	64,700.00	3,096.00
Total General Government	$ 6,913,726.00	$ 1,431,328.00	$ 9,718,209.00	$ 1,186,931.00	$ 11,391,950.00	$ 5,239,985.00
Health and Human Services						
Aging	$ 3,177.00	$ -	$ 15,446.00	$ 5,065.00	$ 14,991.00	$ 3,632.00
Child Development	5,283.00	-	211.00	-	-	5,494.00
Child and Family Well-Being	-	16,689.00	203,718.00	16,689.00	203,718.00	-
DHHS-Administration	288,737.00	21,845.00	62,511.00	8,203.00	108,279.00	242,969.00
Health Services	298,857.00	262,540.00	2,107,360.00	131,842.00	1,620,553.00	785,664.00
Health Services Regulations	52,241.00	1,584.00	3,266.00	-	1,792.00	53,715.00
Medical Assistance	111,501.00	9,703.00	175,684.00	19,731.00	137,029.00	150,156.00
Mental Health/DD/SAS	213,192.00	81.00	48,490.00	20,794.00	86,311.00	175,371.00
Services for the Blind and Deaf/HH	-	-	-	-	-	-
Social Services	13,774.00	2,599.00	9,584.00	493.00	8,729.00	14,629.00
Vocational Rehabilitation	-	-	-	-	-	-
Total Health and Human Services	$ 986,762.00	$ 315,041.00	$ 2,626,270.00	$ 202,817.00	$ 2,181,402.00	$ 1,431,630.00
Public Safety, Correction, and Regulation						
Adult Correction	$ 24,236.00	$ 2,029.00	$ 4,594.00	$ 126.00	$ 9,293.00	$ 19,537.00
Department of State Highway Patrol Special Fund	-	526.00	33,543.00	1,329.00	29,630.00	3,913.00
Department of State Highway Patrol Special Interest Bearing	-	10.00	4,163.00	12.00	1,191.00	2,972.00
Insurance	20,964.00	1,075.00	23,202.00	707.00	33,499.00	10,667.00
Labor	-	-	-	-	-	-
Office of the Courts	2,414.00	63.00	800.00	233.00	1,700.00	1,514.00
Public Safety	185,443.00	221,482.00	1,781,551.00	308,586.00	1,828,611.00	138,383.00
State Bureau of Investigation Special Funds Non-Interest Bearing	-	30.00	971.00	23.00	429.00	542.00
Total Public Safety, Correction, and Regulation	**$ 233,057.00**	**$ 225,215.00**	**$ 1,848,824.00**	**$ 311,016.00**	**$ 1,904,353.00**	**$ 177,528.00**
Total Non-reverting	**$ 8,133,545.0**	**$ 1,971,584.0**	**$ 14,193,303.0**	**$ 1,700,764.0**	**$ 15,477,706.0**	**$ 10,598,961.0**

GLOSSARY

American Recovery Plan Act Reserve (Senate Bill 172, Session Law 2021-25) – Established as a reserve in the General Fund. The purpose is to maintain federal funds received from the American Rescue Plan Act, P.L. 117-2, which provides additional relief to address the continued impact of COVID-19.

Appropriation Expenditures – The net of expenditures and receipts of reverting funds.

Beverage Taxes Payable (Chapter 105, Article 2C) – Excise taxes collected on the sale of beer and wine that are payable annually tocounties and cities within 60 days after March 31 of each year.

Budget (Appropriation Expenditures) – Total appropriation expenditures as enacted by legislation and detail adjustments by the Office of State Budget and Management.

Budget (Revenues) – Total revenues as enacted by legislation and forecasted detail by the Office of State Budget and Management.

Carryforward Reserve – Session Law 2014-10, Section 6.7 directed a review of current practices to improve budgeting of the GeneralFund. An implemented recommendation from this review was the process of transferring carryforward funds to a cash reserve at year end. This process is for State agencies only. No university funds are included.

Clean Water and Drinking Water Reserve (House Bill 103, Session Law 2022-74, Section 2.2.(p)) – Established as a reserve in the General Fund. This Reserve shall make funds available to the Department of Environmental Quality (Department) to use for clean water and drinking water projects. Funds in excess of the amounts needed for the projects listed in subsection (e) of Section 12.9 may be used by the Department for other water and sewer infrastructure projects eligible for funding from the Drinking Water Reserve or Wastewater Reserve and subject to the applicable directives set forth in Section 12.9.

Coronavirus Capital Projects Reserve (Senate Bill 172, Session Law 2021-25, Section 2.3) – Established as a reserve in the General Fund. The purpose is to maintain federal funds received from the American Rescue Plan Act, P.L. 117-2, for capital projects allowed under federal law.

Coronavirus Relief Reserve (House Bill 1043, Session Law 220-4) – Established as a reserve in the General Fund. The purpose is to maintain federal funds received from the Coronavirus Relief Fund created under the CARES Act, P.L. 116-136, to mitigate the impactof the COVID-19 outbreak in North Carolina.

Disbursements – Funds withdrawn from an agency budget code as recorded in cash management control system.

Disproportionate Share Reserve (House Bill 1473, Section 10.39, Session Law 2007-323) – Federal share of disproportionate share payments received from state hospitals not appropriated by the General Assembly.

Earthquake Disaster Recovery Reserve (House Bill 1105, Session Law 2020-97) – Established as a reserve in the General Fund. Funds appropriated to provide necessary and appropriate relief and assistance from the effects of earthquakes.

Economic Development Project Reserve (Senate Bill 105, Session Law 2021-180) – Established as a reserve in the General Fund to make funds available for expenditures associated with economic development projects meeting or exceeding high-yield project metrics.

Education Reserve (House Bill 10, Session Law 2024-55) – Established as a reserve in the General Fund to make funds available for educational programs.

Federal Infrastructure Match Reserve (House Bill 103, Session Law 2022-74, Section 2.2.(m)) – Established as a reserve in the General Fund. This Reserve shall make funds available to State agencies and departments to use for State match requirements when procuring federal aid made available under the federal Infrastructure Investment and Jobs Act (P.L. 117-58).

Housing Reserve (House Bill 103, Session Law 2022-74, Section 2.2.(k)) – Established as a reserve in the General Fund. This Reserve shall make funds available upon appropriation for the Workforce Housing Loan Program in accordance with Section 29.1 of S.L. 2022-74 and the Dare County Affordable Housing Project in accordance with Section 24.1 of S.L. 2022-74.

Hurricane Florence Disaster Recovery Reserve (Senate Bill 3, Session Law 2018-136) – Established as a reserve in the General Fund. The purpose is to maintain funds reserved for disaster recovery in relation to Hurricane Florence.

Information Technology Reserve (Senate Bill 105, Session Law 2021-180) – Established as a reserve in the General Fund to make funds available for information technology project expenditures.

Local Fiscal Recovery Reserve (ARPA) (Senate Bill 172, Session Law 2021-25) – Established as a reserve in the General Fund to maintain federal funds received from the Coronavirus Local Fiscal Recovery Fund, pursuant to the authorization set forth in the Social Security Act.

Local Government Coronavirus Relief Reserve (House Bill 1043, Session Law 220-4) – Established as a reserve in the General Fund. The purpose is to maintain federal funds received from the Coronavirus Relief Fund created under the CARES Act, P.L. 116- 136, to mitigate the impact of the COVID-19 outbreak on local governments in North Carolina.

Local Project Reserve (House Bill 103, Session Law 2022-74, Section 2.2.(l)) – Established as a reserve in the General Fund that shall make funds available for local project expenditures.

Medicaid Contingency Reserve (Senate Bill 744, Section 12H.38, Session Law 2014-100) – Funds shall be used only for budget shortfalls in the Medicaid Program.

Medicaid Transformation Fund (House Bill 97, Section 12H.29, Session Law 2015-241) – Established as a special fund to provide funds for converting from a fee-for-service payment system to a capitated payment system.

NC GREAT Reserve (House Bill 387, Session Law 2019-230) – The Growing Rural Economies with Access to Technology (GREAT) program was established to fund the terrestrial deployment of broadband within unserved areas of economically distressed counties. The NC GREAT Reserve was established as a reserve in the General Fund to provide funding for the program.

NCInnovation Reserve (House Bill 259, Session Law 2023-134, Section 2.2(k)) – Established as a reserve in the General Fund. The purpose is to provide funds to the NCInnovation Incorporated nonprofit organization through the Department of Commerce.

Non-reverting – Represents General Fund activities for which unexpended appropriations do not lapse at fiscal year-end and generallyare not re-appropriated for a different purpose, function or activity.

Opioid Abatement Reserve (Senate Bill 105, Session Law 2021-180) – Established as a reserve in the General Fund to maintain funds received by the State as a beneficiary of the final consent judgment resolving the case, *State of North Carolina, ex rel. Joshua H. Stein, Plaintiff v. McKinsey and Company, Inc.*, and any other funds received by the State as a result of the settlement.

Public School Contingency Reserve (House Bill 103, Session Law 2022-74, Section 4.5) – Established as a reserve in the General Fund. This reserve shall make funds available to the Department of Public Instruction to provide sufficient State net General Fund appropriations and necessary budget authority to close out the 2021-2022 fiscal year. Unexpended funds in the Reserve shall revert at the end of the 2021-2022 fiscal year closeout process.

Public School Needs-Based Capital Reserve (House Bill 103, Session Law 2022-74, Section 2.2.(o)) – Established as a reserve in the General Fund to make funds available to the Department of Public Instruction (Department). The Department awards grants from the Needs-Based Public School Capital Fund to counties to assist with their critical public school building capital needs.

Receipts – Funds deposited to an agency budget code as certified in the cash management control system.

Regional Economic Development Reserve (House Bill 259, Session Law 2023-134, Section 2.2(n)) — Established as a reserve in the General Fund to make funds available for the Office of State Budget Management for projects to state and non-state entities.

Repairs and Renovations Reserve Account (G.S. 143C-4-3) – Established as a reserve in the General Fund which can be used only for the repair and renovation of State facilities and related infrastructure that are supported from the General Fund.

Reserved – Designates the portion of fund balance which has been set aside by the legislature for a specific purpose and is generally unavailable to finance appropriation expenditures.

Retiree Supplement Reserve (House Bill 103, Session Law 2022-74, Section 2.2.(n)) – Established as a reserve in the General Fund. This Reserve shall make funds available to provide a one percent (1%) retiree supplement for retirees of the Teachers' and State Employees' Retirement System, the Consolidated Judicial Retirement System, and the Legislative Retirement System.

Reverting – Designates General Fund activities for which unexpended appropriations lapse at fiscal year-end and may be re- appropriated for the same or a different purpose, function or activity.

Sales and Use Taxes Payable (Chapter 105, Subchapter VIII) – Local Sales and Use Taxes collected and payable.

Savings Reserve Account (G.S. 143C-4-2) – Established as a reserve in the General Fund and is a component of the unappropriated General Fund balance. Account established to maintain sufficient reserves to address unanticipated events and circumstances such as natural disaster, economic downturns, threats to public safety, health and welfare, and other emergencies. Account also established with a goal to maintain a balance equal to or greater than eight percent of the prior year's General Fund operating budget.

Scrap Tire Disposal Taxes Payable (Chapter 105, Article 5B) – Additional sales and use taxes collected on new tire sales payable quarterly to counties (70%), the General Fund (30%).

Stabilization and Inflation Reserve (House Bill 103, Session Law 2022-74, Section 2.2.(q)) – Established as a reserve in the General Fund. This Reserve shall make, only upon an act of appropriation by the General Assembly, funds available to be used for costs associated with inflation and other measures necessary to stabilize the State economy.

State Capital and Infrastructure Fund (SCIF) Reserve (G.S. 143C-4-3.1) – Established as a reserve in the General Fund to reserve an unappropriated balance to transfer funds to the State Capital and Infrastructure Fund (Fund) upon appropriation by the General Assembly. The Fund was established to address the ongoing capital and infrastructure needs of the State.

State Emergency Response/Disaster Relief Reserve (Senate Bill 7, Session Law 2005-1) – Funds appropriated to provide necessary and appropriate relief and assistance from the effects of natural disasters.

Tax and Non-Tax Revenues – Presented in this report net of refunds to taxpayers and various distributions to state and local entities.

Transportation Reserve (House Bill 259, Session Law 2023-134, Section 2.2(j)) – Established as a reserve in the General Fund to make funds available for the Department of Transportation.

Unfunded Liability Solvency Reserve (House Bill 651, Session Law 2018-30) – Established as a reserve in the General Fund. The funds in the Reserve shall be used only for transfers to the Health Benefit Fund or the Retirement System for the purpose of reducing the unfunded liabilities of those two funds.

Unreserved – Resources available to finance appropriation expenditures.

White Goods Disposal Taxes Payable (Chapter 105, Article 5C) – Additional sales and uses taxes collected on sales of new large appliances such as refrigerators, ranges, water heaters, etc, that are payable quarterly to counties (72%) and the General Fund (28%).

Wilmington Harbor Enhancement Reserve (Senate Bill 105, Session Law 2021-180) – Established as a reserve in the General Fund to make funds available for expenditures associated with the Wilmington Harbor Enhancement project.

World University Games Reserve (House Bill 103, Session Law 2022-74, Section 2.2.(j) – Established as a reserve in the General Fund. This Reserve shall make funds available to support the State of North Carolina as a host of the 2027 World University Games upon an act of appropriation by the General Assembly. Funds in the reserve that have not been appropriated by June 30, 2026 shall revert to the General Fund and the World University Games Reserve shall be eliminated.