



State of North Carolina  
Office of the State Controller

# General Fund Monthly Financial Report



Pisgah National Forest  
Transylvania County

January 2025



## State of North Carolina Office of the State Controller

**NELS C. ROSELAND**  
**STATE CONTROLLER**

February 13, 2025

Enclosed is the General Fund Monthly Financial Report for the period ended January 31, 2025, of the 2025 State fiscal year. Pursuant to the State Budget Act, this report (unaudited) presents both General Fund reverting and non-reverting activities.

Please contact us if you have questions or if you would like more information. We are committed to providing you with the most reliable and timely financial information possible.

Sincerely,

Nels C. Roseland

The seal of the Office of the State Controller of North Carolina is a large, circular emblem in the background. It features a central figure of a woman holding a scale and a sword, surrounded by the text "OFFICE OF THE STATE CONTROLLER OF THE STATE OF NORTH CAROLINA". The dates "MAY 20, 1775" and "APRIL 12, 1776" are also present, along with the motto "ESSE QUAM VIDERI" and the words "Integrity • Accountability".

## **INTRODUCTION**

The General Fund Monthly Financial Report presents revenues, receipts, appropriated expenditures, and disbursements on a cash basis generally in the month when cash is received, or cash is disbursed. Departmental budgeted and actual expenditure amounts for reverting activities are reported net of budgeted and actual receipts respectively and are referred to herein as appropriation expenditures. For non-reverting activities, departmental receipts and disbursements are reported gross of any refunds. The North Carolina Financial System (NCFS) is operated by the Office of the State Controller and is the source for the amounts presented in this report.



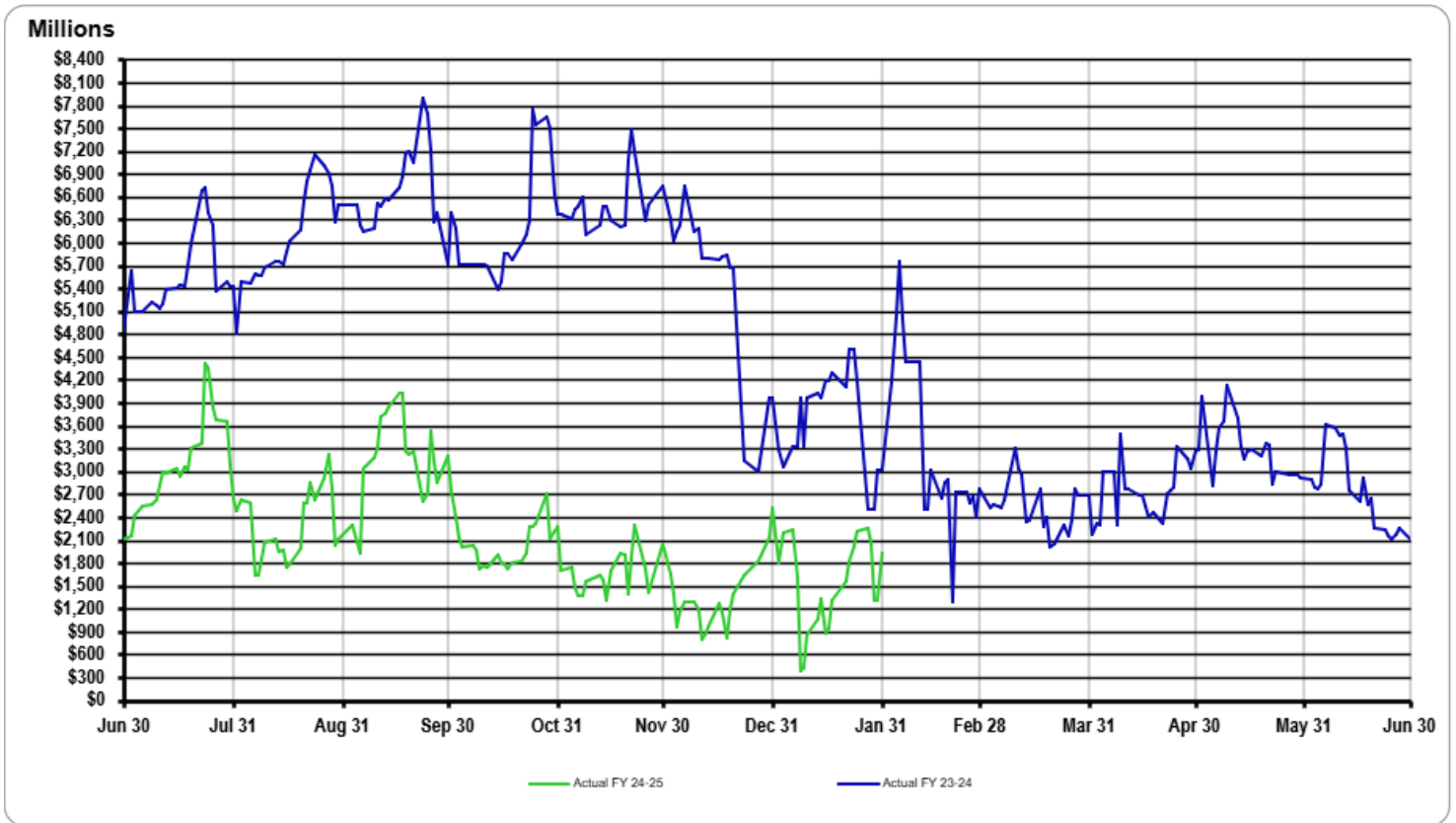
**North Carolina Financial System**  
**Office of State Controller**  
**NC General Fund – Reverting and Non-Reverting**  
**Schedule of Assets, Liabilities and Fund Balance Report**  
**January 31, 2025**  
*Expressed in Millions*

Assets		Liabilities and Fund Balance	
Deposits with State Treasurer:		Liabilities	
Cash and Investments	\$ 22,064.4	Beverage Tax	\$ 22.3
		Sales & Use Tax	490.9
		Scrap Tire Disposal Tax	-
		Solid Waste Disposal Tax	-
		White Goods Tax	-
		<b>Total Liabilities</b>	<b>\$ 513.2</b>
		<b>Fund Balance</b>	
		<b>Reserved:</b>	
		American Recovery Plan Act Reserve	\$ 14.5
		Carry Forward Reserve	196.7
		Clean Water Drinking Water Reserve	200.0
		Coronavirus Capital Projects Reserve	-
		Coronavirus Relief Reserve	-
		Earthquake Disaster Recovery Reserve	-
		Economic Development Project Reserve	703.2
		Education Reserve	-
		Federal Infrastructure Match Reserve	95.7
		Housing Reserve	-
		Hurricane Florence Disaster Recovery Reserve	26.2
		Information Technology Reserve	343.8
		Local Fiscal Recovery Reserve-ARPA	-
		Local Govt Coronavirus Relief Reserve	-
		Local Project Reserve	-
		Medicaid Contingency Reserve	726.5
		Medicaid Transformation Reserve	-
		NC GREAT Reserve	-
		NC Innovation Reserve	-
		Opioid Abatement Reserve	40.6
		Public School Contingency Reserve	-
		Public School Need Based Capital Reserve	-
		Reg Economic Dev Reserve	-
		Repairs and Renovations Reserve	-
		Retiree Supplement Reserve	-
		SCIF General Fund Reserve	-
		Savings Reserve	3,730.9
		Stabilization and Inflation Reserve	1,000.0
		State Emergency Response/Disaster Reserve	709.0
		Transportation Reserve	-
		Unfunded Liability Solvency Reserve	-
		Wilmington Harbor Enhancements Reserve	283.8

		World University Games Reserve	-
		Non-Reverting Departmental Funds	11,559.4
		<b>Total Reserved</b>	<b>\$ 19,630.3</b>
		<b>Unreserved:</b>	
		Fund Balance - July 01, 2024	\$ 2,103.7
		Transfer to Reserves	(2,600.0)
		Transfer to Non-reserved Funds	-
		Excess of Receipts over (under) Disbursements	2,417.2
		<b>Total Unreserved</b>	<b>\$ 1,920.9</b>
		<b>Total Fund Balance</b>	<b>\$ 21,551.2</b>
<b>Total Assets</b>	<b>\$ 22,064.4</b>	<b>Total Liabilities and Fund Balance</b>	<b>\$ 22,064.4</b>

**GENERAL FUND – REVERTING  
UNRESERVED FUND BALANCE**

FISCAL YEAR TO DATE JANUARY 31, 2025 AND FISCAL YEAR ENDED JUNE 30, 2024



*Expressed in Millions*



**North Carolina Financial System**  
**Office of State Controller**  
**NC General Fund – Reverting and Non-Reverting**

**Reserved and Unreserved Fund Balance Report**

Fiscal Year-to-Date January 31, 2025 and January 31, 2024

*Expressed in Millions*

<b>Fund Balance</b>	<b>FY 2025</b>	<b>FY 2024</b>	<b>Change</b>	<b>% Change</b>
<b>Reserved:</b>				
American Recovery Plan Act Reserve	\$ 14.5	\$ 41.2	\$ (26.7)	(64.8%)
Carry Forward Reserve	196.7	256.3	(59.6)	(23.3%)
Clean Water Drinking Water Reserve	200.0	1,000.0	(800.0)	(80.0%)
Coronavirus Capital Projects Reserve	-	-	-	-
Coronavirus Relief Reserve	-	-	-	-
Earthquake Disaster Recovery Reserve	-	-	-	-
Economic Development Project Reserve	703.2	256.2	447.0	174.5%
Education Reserve	-	-	-	-
Federal Infrastructure Match Reserve	95.7	121.8	(26.1)	(21.4%)
Housing Reserve	-	-	-	-
Hurricane Florence Disaster Recovery Reserve	26.2	58.4	(32.2)	(55.1%)
Information Technology Reserve	343.8	109.0	234.8	215.4%
Local Fiscal Recovery Reserve-ARPA	-	-	-	-
Local Govt Coronavirus Relief Reserve	-	-	-	-
Local Project Reserve	-	-	-	-
Medicaid Contingency Reserve	726.5	326.5	400.0	122.5%
Medicaid Transformation Reserve	-	160.6	(160.6)	(100.0%)
NC GREAT Reserve	-	-	-	-
NC Innovation Reserve	-	-	-	-
Opioid Abatement Reserve	40.6	9.3	31.3	336.6%
Public School Contingency Reserve	-	-	-	-
Public School Need Based Capital Reserve	-	-	-	-
Reg Economic Dev Reserve	-	4.7	(4.7)	(100.0%)
Repairs and Renovations Reserve	-	-	-	-
Retiree Supplement Reserve	-	145.6	(145.6)	(100.0%)
SCIF General Fund Reserve	-	1,001.3	(1,001.3)	(100.0%)
Savings Reserve	3,730.9	4,750.0	(1,019.1)	(21.5%)
Stabilization and Inflation Reserve	1,000.0	1,000.0	-	-
State Emergency Response/Disaster Reserve	709.0	671.1	37.9	5.6%
Transportation Reserve	-	-	-	-
Unfunded Liability Solvency Reserve	-	10.0	(10.0)	(100.0%)
Wilmington Harbor Enhancements Reserve	283.8	283.8	-	-
World University Games Reserve	-	-	-	-
Non-Reverting Departmental Funds	11,559.4	11,499.5	59.9	0.5%
<b>Total Reserved</b>	<b>\$ 19,630.3</b>	<b>\$ 21,705.3</b>	<b>\$ (2,075.0)</b>	<b>(9.6%)</b>

<b>Unreserved:</b>				
Fund Balance - July 01	\$ 2,103.7	\$ 4,849.2	\$ (2,745.5)	(56.6%)
Transfers to Reserves	(2,600.0)	(5,913.4)	3,313.4	(56.0%)
Transfer to Non-reserved Funds	-	-	-	-
Excess of Revenues Over (Under) Appropriation Expenditures	2,417.2	4,075.9	(1,658.7)	(40.7%)
<b>Total Unreserved</b>	\$ 1,920.9	\$ 3,011.7	\$ (1,090.8)	(36.2%)
<b>Total Fund Balance</b>	\$ 21,551.2	\$ 24,717.0	\$ (3,165.8)	(12.8%)

*The schedule above presents year-to-date reserved and unreserved fund balances for the current and prior fiscal years as well as the increase/ decrease from the prior year.*





Capital Improvements	\$ -	\$ -	\$ -	\$ -	\$ -	\$ -	-	-
Current Operations	2,941.6	2,430.1	17,267.0	14,862.3	31,715.6	29,787.3	54.4%	49.9%
Debt Service	-	-	-	-	-	-	-	-
<b>Total Appropriation Expenditures</b>	<b>\$ 2,941.6</b>	<b>\$ 2,430.1</b>	<b>\$ 17,267.0</b>	<b>\$ 14,862.3</b>	<b>\$ 31,715.6</b>	<b>\$ 29,787.3</b>	<b>54.4%</b>	<b>49.9%</b>
<b>Unreserved Fund Balance – Before Statutory Reservations</b>	<b>\$ 2,920.9</b>	<b>\$ 5,642.7</b>	<b>\$ 4,520.9</b>	<b>\$ 9,029.9</b>	<b>\$ 3,753.7</b>	<b>\$ 8,787.5</b>	-	-
<b>Reserved</b>								
Education Reserve	\$ (248.0)	\$ -	\$ (248.0)	\$ -	\$ -	\$ -	-	-
American Recovery Plan Act Reserve	-	-	-	-	-	-	-	-
Carry Forward Reserve	-	-	-	-	-	-	-	-
Clean Water Drinking Water Reserve	(200.0)	(900.0)	(200.0)	(1,000.0)	-	-	-	-
Coronavirus Capital Projects Reserve	-	-	-	-	-	-	-	-
Coronavirus Relief Reserve	-	-	-	-	-	-	-	-
Earthquake Disaster Recovery Reserve	-	-	-	-	-	-	-	-
Economic Development Project Reserve	(150.0)	-	(150.0)	(21.6)	-	-	-	-
Federal Infrastructure Match Reserve	-	-	-	(50.0)	-	-	-	-
Housing Reserve	-	-	(45.0)	(45.0)	-	-	-	-
Hurricane Florence Disaster Recovery Reserve	-	-	-	-	-	-	-	-
Information Technology Reserve	-	-	-	(148.7)	-	-	-	-
Local Fiscal Recovery Reserve-ARPA	-	-	-	-	-	-	-	-
Local Govt Coronavirus Relief Reserve	-	-	-	-	-	-	-	-
Local Project Reserve	-	-	-	-	-	-	-	-
Medicaid Contingency Reserve	-	-	-	-	-	-	-	-
Medicaid Transformation Reserve	-	-	-	(5.0)	-	-	-	-
NC GREAT Reserve	-	-	-	-	-	-	-	-
NC Innovation Reserve	-	-	(250.0)	(250.0)	-	-	-	-
Opioid Abatement Reserve	-	-	-	-	-	-	-	-
Public School Contingency Reserve	-	-	-	-	-	-	-	-
Public School Need Based Capital Reserve	-	-	-	-	-	-	-	-
Reg Economic Dev Reserve	-	(625.0)	-	(1,250.0)	-	-	-	-
Repairs and Renovations Reserve	-	-	-	-	-	-	-	-
Retiree Supplement Reserve	-	-	-	(145.6)	-	-	-	-
SCIF General Fund Reserve	(214.0)	(1,001.3)	(1,407.0)	(2,462.6)	-	-	-	-
Savings Reserve	(125.0)	-	(125.0)	-	-	-	-	-
Stabilization and Inflation Reserve	-	-	-	-	-	-	-	-
State Emergency Response/Disaster Reserve	(63.0)	-	(75.0)	(75.0)	-	-	-	-
Transportation Reserve	-	-	(100.0)	(450.0)	-	-	-	-
Unfunded Liability Solvency Reserve	-	-	-	(10.0)	-	-	-	-
Wilmington Harbor Enhancements Reserve	-	-	-	-	-	-	-	-
World University Games Reserve	-	-	-	-	-	-	-	-
<b>Unreserved Fund Balance</b>	<b>\$ 1,920.9</b>	<b>\$ 3,116.4</b>	<b>\$ 1,920.9</b>	<b>\$ 3,116.4</b>	<b>\$ 3,753.7</b>	<b>\$ 8,787.5</b>	-	-

Note that the schedule above represents net tax and non-tax collections and not gross collections. Tax revenues are presented net of refunds to taxpayers and various distributions to state and local entities based on legislation. A negative appropriation expenditure indicates that a budget code has actual receipts that exceed actual expenditures.

*The schedule above presents monthly and year-to-date General Fund operations for the current and prior fiscal years as well as the annual budget and percent of budget realized or expended.*



# North Carolina Financial System

## Office of State Controller

### NC General Fund Reverting Net Tax and Non-Tax Revenues Report

#### Monthly & Fiscal Year-To-Date as of January 31, 2025 and January 31, 2024

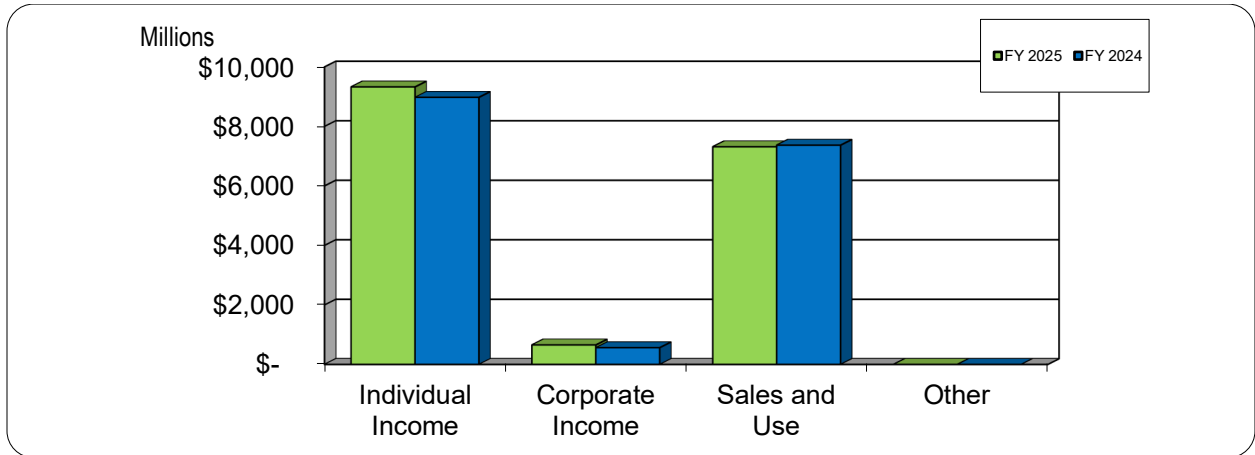
*Expressed in Millions*

	January				Year-To-Date Through January			
	FY 2025	FY 2024	Change	Percent of Change	FY 2025	FY 2024	Change	Percent of Change
<b>Tax Revenues</b>								
Beverage	\$ 59.9	\$ 61.5	\$ (1.6)	(2.6%)	\$ 336.8	\$ 334.6	\$ 2.2	0.7%
Corporate Income	77.5	51.3	26.2	51.1%	654.6	561.6	93.0	16.6%
Estate	-	-	-	-	-	-	-	-
Franchise	23.6	59.8	(36.2)	(60.5%)	416.2	329.9	86.3	26.2%
Freight Car Lines	-	-	-	-	-	-	-	-
Gift	-	-	-	-	-	-	-	-
Individual Income	1,804.9	1,825.7	(20.8)	(1.1%)	9,324.5	8,976.3	348.2	3.9%
Insurance	21.2	18.2	3.0	16.5%	411.9	374.6	37.3	10.0%
Mill Machinery	-	-	-	-	-	(0.1)	0.1	(100.0%)
Other	-	0.2	(0.2)	-	-	0.1	(0.1)	(100.0%)
Piped Natural Gas	-	-	-	-	-	-	-	-
Privilege License	7.2	7.8	(0.6)	(7.7%)	28.8	26.7	2.1	7.9%
Real Estate Conveyance Excise	10.0	10.6	(0.6)	(5.7%)	70.0	62.4	7.6	12.2%
Sales and Use	1,151.4	1,327.5	(176.1)	(13.3%)	7,313.2	7,368.2	(55.0)	(0.7%)
Scrap Tire Disposal	2.9	(0.8)	3.7	(462.5%)	11.9	7.0	4.9	70.0%
Soft Drinks Tax - Inactive	-	-	-	-	-	-	-	-
Solid Waste	3.6	(2.0)	5.6	(280.0%)	10.7	5.2	5.5	105.8%
Sports Wagering	(3.9)	-	(3.9)	-	32.5	-	32.5	-
Tobacco	19.4	23.9	(4.5)	(18.8%)	147.5	158.4	(10.9)	(6.9%)
White Goods Disposal	0.9	0.8	0.1	12.5%	3.6	3.5	0.1	2.9%
<b>Total Tax Revenues</b>	<b>\$ 3,178.6</b>	<b>\$ 3,384.5</b>	<b>\$ (205.9)</b>	<b>(6.1%)</b>	<b>\$ 18,762.2</b>	<b>\$ 18,208.4</b>	<b>\$ 553.8</b>	<b>3.0%</b>
<b>Non-Tax Revenue</b>								
Disproportionate Share	\$ -	\$ -	\$ -	-	\$ 138.4	\$ 133.2	\$ 5.2	3.9%
Highway Fund Transfer In	-	-	-	-	-	-	-	-
Insurance-Nontax	17.6	24.6	(7.0)	(28.5%)	42.5	36.0	6.5	18.1%
Judicial Fees	17.8	18.0	(0.2)	(1.1%)	119.1	121.9	(2.8)	(2.3%)
Master Settlement Agreement	-	-	-	-	-	-	-	-
Other	56.6	52.9	3.7	7.0%	125.7	109.0	16.7	15.3%
Treasurer Investments	64.5	131.6	(67.1)	(51.0%)	496.4	434.6	61.8	14.2%
<b>Total Non-Tax Revenue</b>	<b>\$ 156.5</b>	<b>\$ 227.1</b>	<b>\$ (70.6)</b>	<b>(31.1%)</b>	<b>\$ 922.1</b>	<b>\$ 834.7</b>	<b>\$ 87.4</b>	<b>10.5%</b>
<b>Total Tax and Non-Tax Revenue</b>	<b>\$ 3,335.1</b>	<b>\$ 3,611.6</b>	<b>\$ (276.5)</b>	<b>(7.7%)</b>	<b>\$ 19,684.3</b>	<b>\$ 19,043.1</b>	<b>\$ 641.2</b>	<b>3.4%</b>

**GENERAL FUND – REVERTING**

**ACTUAL TAX REVENUES**

FISCAL YEAR-TO-DATE JANUARY 31, 2025 AND JANUARY 31, 2024

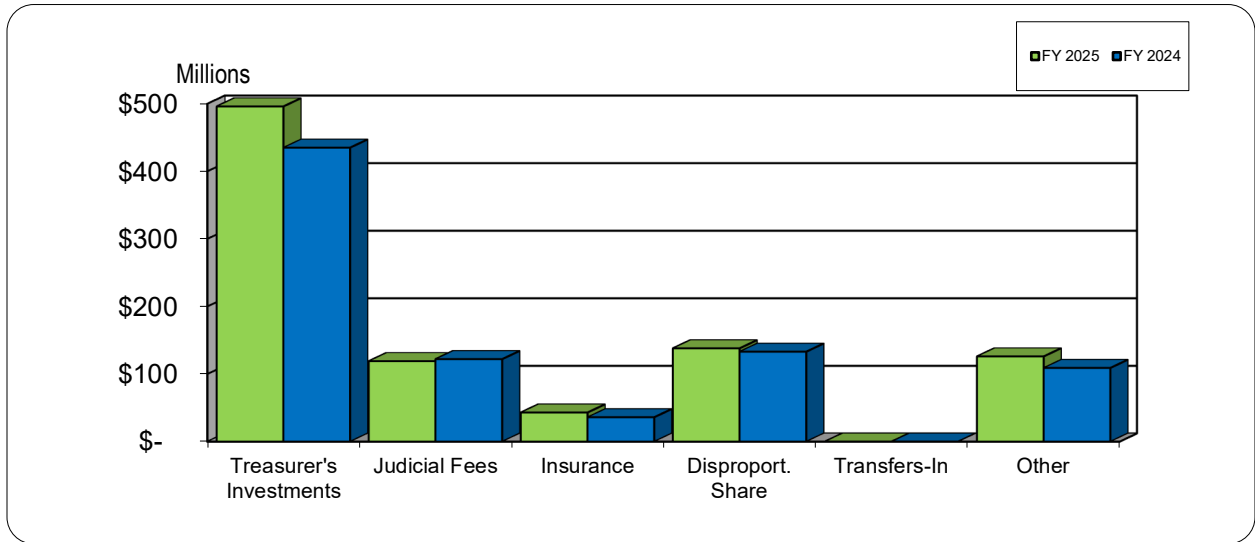


*The graph above compares the year-to-date tax revenues for the current and prior fiscal years.*

**GENERAL FUND – REVERTING**

**ACTUAL NON-TAX REVENUES**

FISCAL YEAR-TO-DATE JANUARY 31, 2025 AND JANUARY 31, 2024



*The graph above compares the year-to-date non-tax revenues for the current and prior fiscal years.*



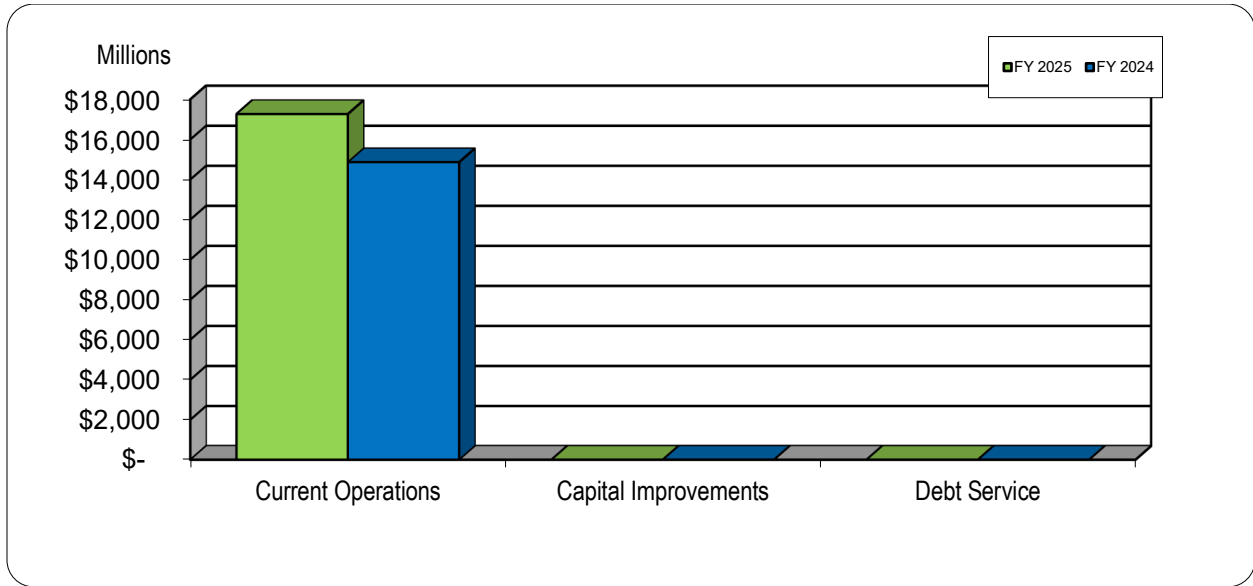
**North Carolina Financial System**  
**Office of State Controller**  
**NC General Fund - Reverting**  
**Appropriation Expenditures Report**  
**Fiscal Year-to-Date**  
*Expressed in Millions*

	Appropriation Expenditures				Percent of Total	
	FY 2025 (as of period end)	FY 2024 (as of period end)	Change	Percent Change	FY 2025	FY 2024
<b>Capital Improvements</b>						
Funded by General Fund	\$ -	\$ -	\$ -	-	0.0%	0.0%
<b>Total Capital Improvements</b>	\$ -	\$ -	\$ -	-	0.0%	0.0%
<b>Current Operations</b>						
Agriculture	\$ 98.9	\$ 86.2	\$ 12.7	14.7%	0.6%	0.6%
Economic Development	108.1	28.4	79.7	280.6%	0.6%	0.2%
Education	10,068.9	9,385.3	683.6	7.3%	58.3%	63.1%
Environment & Natural Resources	451.8	180.1	271.7	150.9%	2.6%	1.2%
General Government	288.8	(935.3)	1,224.1	(130.9%)	1.7%	(6.3%)
Health and Human Services	4,337.2	4,094.1	243.1	5.9%	25.1%	27.5%
Operating Reserves/Rounding	-	-	-	-	0.0%	0.0%
Public Safety, Correction, and Regulation	1,913.3	2,023.5	(110.2)	(5.4%)	11.1%	13.6%
<b>Total Current Operations</b>	\$ 17,267.0	\$ 14,862.3	\$ 2,404.7	16.2%	100.0%	100.0%
<b>Debt Service</b>						
Debt Service	\$ -	\$ -	\$ -	-	0.0%	0.0%
<b>Total Debt Service</b>	\$ -	\$ -	\$ -	-	0.0%	0.0%
<b>Total Appropriation Expenditures</b>	\$ 17,267.0	\$ 14,862.3	\$ 2,404.7	16.2%	100.0%	100.0%

A negative appropriation expenditure indicates that a budget code has actual receipts that exceed actual expenditures.

*The schedule above summarizes appropriation expenditures by function for the current and prior fiscal years.*

**GENERAL FUND – REVERTING**  
**ACTUAL APPROPRIATION EXPENDITURES**  
FISCAL YEAR-TO-DATE JANUARY 31, 2025 AND JANUARY 31, 2024



*The graph above compares appropriation expenditures by major category for the current and prior fiscal years.*

Actual appropriation expenditures through January 2025 were greater than actual appropriation expenditures through January 2024 by \$2,404.7 million, or 16.2%. Appropriation expenditures for current operations (exclusive of appropriation expenditures for capital improvements and debt service) through January 2025 were greater than appropriation expenditures through January 2024 by \$2,404.7 million, or 16.2%.



# North Carolina Financial System

## Office of State Controller

### NC General Fund - Reverting

#### Appropriation Expenditures, Budget, and Percent Expended Report

#### Monthly & Fiscal Year-To-Date as of January 31, 2025 and January 31, 2024

*Expressed in Millions*

	Appropriation Expenditures						Percent of Budget Expended	
	January		Year-To-Date		Budget		Year-To-Date	
	FY 2025	FY 2024	FY 2025	FY 2024	FY 2025	FY 2024	FY 2025	FY 2024
<b>Current Operations</b>								
<b>General Government</b>								
Administration	\$ 6.2	\$ 7.0	\$ 37.6	\$ 35.5	\$ 67.4	\$ 65.9	55.8%	53.9%
Board of Elections	0.8	(4.1)	0.6	(5.0)	9.7	12.1	6.2%	(41.3%)
General Assembly	6.9	6.1	49.4	44.9	99.6	99.7	49.6%	45.0%
Governor's Office	3.3	0.5	6.1	3.4	11.8	6.6	51.7%	51.5%
Governor-Special Projects	-	-	-	-	-	-	-	-
Housing Finance Authority	2.7	47.7	8.0	53.0	10.7	10.7	74.8%	495.3%
Information Technology	6.9	(18.1)	28.6	0.9	79.3	81.3	36.1%	1.1%
Lieutenant Governor	0.1	0.1	0.7	0.7	1.3	1.3	53.8%	53.8%
Military and Veterans Affairs	0.8	1.2	3.5	7.4	11.6	14.1	30.2%	52.5%
Office of Administrative Hearings	0.5	0.6	4.6	3.8	8.5	8.0	54.1%	47.5%
Office of State Budget	1.0	(9.0)	6.8	(3.6)	11.6	11.2	58.6%	(32.1%)
Office of State Budget - Special	5.2	(593.6)	3.6	(1,208.6)	10.6	40.1	34.0%	(3,014.0%)
Office of State Human Resources	0.8	0.8	5.6	5.8	11.2	10.9	50.0%	53.2%
Office of the State Controller	2.7	2.5	18.5	17.1	35.9	35.2	51.5%	48.6%
Revenue	18.1	17.2	77.4	69.9	120.8	118.4	64.1%	59.0%
Secretary of State	1.6	1.6	10.5	10.1	19.2	18.8	54.7%	53.7%
State Auditor	1.5	0.2	8.8	8.4	19.2	18.8	45.8%	44.7%
State Planning - Inactive	-	-	-	-	-	-	-	-
State Treasurer-Administration	1.4	0.6	1.4	5.0	0.2	0.2	700.0%	2,500.0%
State Treasurer-Retirement	5.4	5.4	17.2	16.0	24.0	22.8	71.7%	70.2%
<b>Sub-Total</b>	<b>\$ 65.9</b>	<b>\$ (533.3)</b>	<b>\$ 288.9</b>	<b>\$ (935.3)</b>	<b>\$ 552.6</b>	<b>\$ 576.1</b>	<b>52.3%</b>	<b>(162.4%)</b>
Reserve - Budget Transparency	\$ -	\$ -	\$ -	\$ -	\$ -	\$ -	-	-
Reserve - Compensation Increase	-	-	-	-	-	-	-	-
Reserve - Contingency/Emergency	-	-	-	-	-	-	-	-
Reserve - ERP	-	-	-	-	-	-	-	-
Reserve - Enrollment	-	-	-	-	-	-	-	-
Reserve - Eugenic Sterilization Compensation	-	-	-	-	-	-	-	-
Reserve - Film & Entertainment	-	-	-	-	-	-	-	-
Reserve - Future Benefit Needs	-	-	-	-	-	-	-	-
Reserve - General Fund Reverting Funds	-	-	-	-	21.8	0.5	0.0%	-
Reserve - Golden LEAF	-	-	-	-	-	-	-	-
Reserve - IT Fund	-	-	-	-	-	-	-	-
Reserve - JDIG	-	-	-	-	-	-	-	-
Reserve - Minimum of Market Adj	-	-	-	-	-	-	-	-
Reserve - NC GEAR	-	-	-	-	-	-	-	-
Reserve - NCGA Litigation	-	-	-	-	-	-	-	-
Reserve - One NC Fund	-	-	-	-	-	-	-	-
Reserve - Pending Legislation	-	-	-	-	-	-	-	-
Reserve - Public Schools ADM	-	-	-	-	-	-	-	-
Reserve - Retirement Rate Adj	-	-	-	-	-	-	-	-
Reserve - Review of Compensation Plan	-	-	-	-	36.1	-	0.0%	-

Reserve - Salary Adjustment	-	-	-	-	-	0.7	-	-
Reserve - Severance	-	-	-	-	-	-	-	-
Reserve - St Emp Comprehensive	-	-	-	-	-	-	-	-
Reserve - State Emergency Resp & Disaster	-	-	-	-	-	-	-	-
Reserve - Transfer to DOT	-	-	-	-	-	-	-	-
Reserve - UI Insurance Reserve	-	-	-	-	-	-	-	-
Reserve - UNC Enrollment Growth	-	-	-	-	-	-	-	-
Reserve - Workers' Compensation	-	-	-	-	-	-	-	-
Reserve - Automated Fraud Detection	-	-	-	-	-	-	-	-
Development	-	-	-	-	-	-	-	-
Reserve - Continuation/Justification	-	-	-	-	-	-	-	-
Reserve - Controller Fraud Detection	-	-	-	-	-	-	-	-
Reserve - Eliminated Positions	-	-	-	-	-	-	-	-
Reserve - Global Trans Park Loan Repayment	-	-	-	-	-	-	-	-
Reserve - Management Flexibility	-	-	-	-	(400.0)	-	0.0%	-
Reserve - Medicaid Risk	-	-	-	-	-	-	-	-
Reserve - NC Promise Tuition Plan	-	-	-	-	-	-	-	-
Reserve - Retirees Premium	-	-	-	-	-	-	-	-
Reserve - Statewide Compensation Study	-	-	-	-	-	-	-	-
Reserve - Voter Information Verification Act	-	-	-	-	-	-	-	-
SCIF	-	-	-	-	-	-	-	-
<b>Sub-Total</b>	\$ -	\$ -	\$ -	\$ -	\$ (342.1)	\$ 1.2	0.0%	-
<b>Total General Government</b>	\$ 65.9	\$ (533.3)	\$ 288.9	\$ (935.3)	\$ 210.5	\$ 577.3	137.2%	(162.0%)
<b>Education</b>								
Community Colleges	\$ 124.7	\$ 115.4	\$ 754.0	\$ 717.9	\$ 1,582.1	\$ 1,475.7	47.7%	48.6%
Public Instruction	1,237.9	1,271.2	7,137.3	6,918.9	11,952.3	11,574.6	59.7%	59.8%
<b>Sub-Total</b>	\$ 1,362.6	\$ 1,386.6	\$ 7,891.3	\$ 7,636.8	\$ 13,534.4	\$ 13,050.3	58.3%	58.5%
<b>University System</b>								
Appalachian State University	\$ 23.5	\$ 24.9	\$ 106.8	\$ 114.4	\$ 212.9	\$ 187.5	50.2%	61.0%
ECU - Health Affairs	6.0	5.9	34.2	38.6	107.2	91.4	31.9%	42.2%
East Carolina University	77.4	73.2	158.5	150.7	273.2	264.6	58.0%	57.0%
Elizabeth City State University	-	2.5	19.9	20.7	49.6	46.0	40.1%	45.0%
Fayetteville State University	5.2	4.2	40.7	40.8	89.0	78.8	45.7%	51.8%
NCSU - Academic Affairs	40.9	33.8	202.1	185.5	569.7	516.4	35.5%	35.9%
NCSU - Agricultural Extension Service	6.6	4.3	30.2	26.3	48.5	45.9	62.3%	57.3%
NCSU - Agricultural Research	5.1	5.1	34.7	33.8	63.5	59.7	54.6%	56.6%
North Carolina A&T University	51.6	(35.4)	107.1	16.9	165.6	156.4	64.7%	10.8%
North Carolina Central University	(10.8)	24.8	24.1	61.3	100.5	91.6	24.0%	66.9%
North Carolina Sch of Science & Mathematics	5.5	3.5	25.0	22.3	45.3	42.0	55.2%	53.1%
UNC - Chapel Hill Academic Affairs	(48.4)	(35.9)	9.3	55.4	383.9	384.5	2.4%	14.4%
UNC - Chapel Hill Area Health Affairs	3.1	6.7	17.7	21.7	56.9	55.3	31.1%	39.2%
UNC - Chapel Hill Health Affairs	21.9	21.2	120.0	127.7	250.0	232.0	48.0%	55.0%
UNC - GA Institutional Programs and Facilities	14.9	11.4	37.7	11.4	99.1	300.9	38.0%	3.8%
UNC - GA Related Educational Programs	243.6	32.4	780.0	323.7	878.8	545.9	88.8%	59.3%
UNC- GA Aid to Private Institutions	-	3.0	0.6	0.7	1.2	1.2	50.0%	58.3%
University of North Carolina - General Admin	3.6	0.9	28.0	23.8	51.5	47.4	54.4%	50.2%
University of North Carolina Sch of the Arts	(1.9)	1.5	15.4	18.4	42.6	39.4	36.2%	46.7%
University of North Carolina at Asheville	(0.7)	(4.8)	19.0	18.1	54.0	50.4	35.2%	35.9%
University of North Carolina at Charlotte	61.9	71.8	123.8	126.4	336.7	307.2	36.8%	41.1%
University of North Carolina at Greensboro	12.0	8.8	80.7	75.8	208.3	197.7	38.7%	38.3%
University of North Carolina at Pembroke	(12.4)	(16.3)	3.1	20.0	100.4	97.8	3.1%	20.4%
University of North Carolina at Wilmington	16.2	23.0	83.4	101.2	220.7	198.9	37.8%	50.9%
Western Carolina University	7.5	9.1	70.5	66.6	166.7	155.9	42.3%	42.7%
Winston-Salem State University	(18.8)	20.3	5.3	46.2	70.7	69.5	7.5%	66.5%
<b>Total University System</b>	\$ 513.5	\$ 299.9	\$ 2,177.8	\$ 1,748.4	\$ 4,646.5	\$ 4,264.3	46.9%	41.0%
<b>Total Education</b>	\$ 1,876.1	\$ 1,686.5	\$ 10,069.1	\$ 9,385.2	\$ 18,180.9	\$ 17,314.6	55.4%	54.2%
<b>Agriculture</b>								
Agriculture and Consumer Services	\$ (0.4)	\$ 11.2	\$ 98.9	\$ 86.2	\$ 182.1	\$ 180.9	54.3%	47.7%



<b>Total Agriculture</b>	\$ (0.4)	\$ 11.2	\$ 98.9	\$ 86.2	\$ 182.1	\$ 180.9	54.3%	47.7%
<b>Economic Development</b>								
Commerce	\$ 1.0	\$ 1.1	\$ 7.3	\$ 7.3	\$ 20.3	\$ 14.6	36.0%	50.0%
Commerce-Economic Development	5.0	7.3	84.2	12.3	158.3	130.2	53.2%	9.4%
Commerce-State Aid	2.4	(1.1)	16.6	8.8	85.1	29.5	19.5%	29.8%
<b>Total Economic Development</b>	\$ 8.4	\$ 7.3	\$ 108.1	\$ 28.4	\$ 263.7	\$ 174.3	41.0%	16.3%
<b>Environment &amp; Natural Resources</b>								
Environmental Quality	\$ 5.0	\$ (2.2)	\$ 259.5	\$ 35.9	\$ 909.6	\$ 108.7	28.5%	33.0%
Natural and Cultural Resources	26.1	27.7	183.6	146.8	281.4	288.8	65.2%	50.8%
Roanoke Island Commission	-	-	-	-	-	-	-	-
Wildlife Resources	1.7	(8.6)	8.7	(2.5)	16.7	18.2	52.1%	(13.7%)
<b>Total Environment &amp; Natural Resources</b>	\$ 32.8	\$ 16.9	\$ 451.8	\$ 180.2	\$ 1,207.7	\$ 415.7	37.4%	43.3%
<b>Health and Human Services</b>								
Aging	\$ 1.7	\$ 11.8	\$ 26.3	\$ 35.9	\$ 53.6	\$ 53.5	49.1%	67.1%
Child Development	44.5	43.8	172.9	139.0	340.3	286.3	50.8%	48.6%
Child and Family Well-Being	4.6	7.7	45.8	(0.2)	60.4	59.7	-	-
DHHS-Administration	34.4	29.2	55.9	134.3	224.1	218.2	24.9%	61.5%
Education Services - Inactive	-	-	-	-	-	-	-	-
Health Services	10.5	(9.5)	56.2	63.8	138.1	133.4	40.7%	47.8%
Health Services Regulations	-	1.1	5.4	5.3	25.8	24.9	20.9%	21.3%
Medical Assistance	649.1	730.8	3,556.8	3,129.9	6,165.0	5,471.3	57.7%	57.2%
Mental Health/DD/SAS	56.9	85.5	315.8	431.8	847.9	842.7	37.2%	51.2%
NC Health Choice	-	-	-	-	-	-	-	-
Services for the Blind and Deaf/HH	0.2	1.0	3.3	3.9	9.4	9.3	35.1%	41.9%
Social Services	42.9	17.4	84.3	128.2	238.9	251.7	35.3%	50.9%
Vocational Rehabilitation	(0.3)	4.0	14.4	22.1	44.0	43.5	32.7%	50.8%
<b>Total Health and Human Services</b>	\$ 844.5	\$ 922.8	\$ 4,337.1	\$ 4,094.0	\$ 8,147.5	\$ 7,394.5	53.2%	55.4%
<b>Public Safety, Correction, and Regulation</b>								
Adult Correction	\$ (34.4)	\$ 181.0	\$ 836.4	\$ 1,072.2	\$ 1,634.4	\$ 1,995.7	51.2%	-
Insurance	3.8	3.1	31.6	27.1	55.4	51.8	57.0%	52.3%
Insurance-GF	(1.5)	(3.0)	(2.9)	0.8	3.8	3.8	(76.3%)	21.1%
Judicial	80.4	62.5	480.1	430.2	790.7	750.7	60.7%	57.3%
Judicial-Indigent Defense	15.3	14.0	100.4	86.6	167.7	149.8	59.9%	57.8%
Justice	6.3	3.9	40.2	36.3	66.8	65.7	60.2%	55.3%
Labor	2.6	2.7	14.2	12.9	26.4	25.6	53.8%	50.4%
Public Safety	35.5	54.9	381.3	357.4	657.8	686.7	58.0%	52.0%
State Bureau of Investigation	5.7	-	32.0	-	119.9	-	-	-
<b>Total Public Safety, Correction, and Regulation</b>	\$ 113.7	\$ 138.1	\$ 1,913.3	\$ 2,023.5	\$ 3,522.9	\$ 3,729.8	54.3%	54.3%
<b>Rounding [*]</b>	\$ 0.6		\$ (0.2)					
<b>Total Current Operations</b>	\$ 2,941.6	\$ 138.1	\$ 17,267.0	\$ 14,862.2	\$ 31,715.3	\$ 29,787.1	54.4%	49.9%
<b>Capital Improvements</b>								
Funded by General Fund	\$ -	\$ -	\$ -	\$ -	\$ -	\$ -	-	-
<b>Total Capital Improvements</b>	\$ -	\$ -	\$ -	\$ -	\$ -	\$ -	-	-
<b>Debt Service</b>								
Debt Service	\$ -	\$ -	\$ -	\$ -	\$ -	\$ -	-	-
Debt Service-Federal	-	-	-	-	-	-	-	-
<b>Total Debt Service</b>	\$ -	\$ -	\$ -	\$ -	\$ -	\$ -	-	-
<b>Total Appropriation Expenditures</b>	\$ 2,941.6	\$ 138.1	\$ 17,267.0	\$ 14,862.2	\$ 31,715.3	\$ 29,787.1	54.4%	49.9%

The schedule above presents monthly and year-to-date appropriation expenditures by major function and agency with comparison to the fiscal year budget.

[\*] In disclosing the detail appropriation expenditures of 98 agencies/entities rounded to the millions of dollars, the "Rounding" category allows the most accurate presentation of individual agency and major General Fund category amounts.



# North Carolina Financial System

## Office of State Controller

### NC General Fund Unreserved Cash

Schedule of Receipts and Disbursements by Function and Agency Report

Monthly & Fiscal Year-To-Date as of January 31, 2025

*Expressed in Thousands*

	Receipts		Disbursements	
	January	Year-To-Date	January	Year-To-Date
<b>Agriculture</b>				
Agriculture and Consumer Services	\$ 21,524	\$ 92,310	\$ 21,150	\$ 191,235
<b>Total Agriculture</b>	\$ 21,524	\$ 92,310	\$ 21,150	\$ 191,235
<b>Capital Improvement</b>				
Funded by General Fund	\$ -	\$ -	\$ -	\$ -
<b>Total Capital Improvement</b>	\$ -	\$ -	\$ -	\$ -
<b>Debt Service</b>				
Debt Service	\$ -	\$ 51,478	\$ -	\$ 51,478
Debt Service-Federal	-	-	-	-
<b>Total Debt Service</b>	\$ -	\$ 51,478	\$ -	\$ 51,478
<b>Economic Development</b>				
Commerce	\$ 4,873	\$ 30,325	\$ 5,869	\$ 37,602
Commerce-Economic Development	2,524	39,399	7,526	123,575
Commerce-State Aid	-	250,750	2,405	267,370
<b>Total Economic Development</b>	\$ 7,397	\$ 320,474	\$ 15,800	\$ 428,547
<b>Education</b>				
Community Colleges	\$ 61,056	\$ 558,739	\$ 185,747	\$ 1,312,752
Public Instruction	205,190	1,944,652	1,443,177	9,081,999
UNC System	712,302	3,348,017	1,226,402	5,525,586
<b>Total Education</b>	\$ 978,548	\$ 5,851,408	\$ 2,855,326	\$ 15,920,337
<b>Environment &amp; Natural Resources</b>				
Environmental Quality	\$ 10,081	\$ 45,474	\$ 15,122	\$ 304,978
Natural and Cultural Resources	4,825	37,327	30,904	220,961
Roanoke Island Commission	-	-	-	-
Wildlife Resources	9,290	72,545	10,858	81,202
<b>Total Environment &amp; Natural Resources</b>	\$ 24,196	\$ 155,346	\$ 56,884	\$ 607,141
<b>General Government</b>				
Administration	\$ 1,610	\$ 9,844	\$ 7,887	\$ 47,453
Board of Elections	41	6,623	850	7,240
General Assembly	1,556	1,862	8,437	51,244
Governor's Office	82	1,064	3,366	7,147
Governor-Special Projects	-	-	-	-
Housing Finance Authority	-	45,000	2,665	52,995
Information Technology	3,761	29,829	10,684	58,456
Lieutenant Governor	-	-	141	729
Military and Veterans Affairs	-	2,042	846	5,496
Office of Administrative Hearings	222	727	703	5,321
Office of State Budget	148	929	1,137	7,714
Office of State Budget - Special	(2,859)	28,325	2,300	31,875
Office of State Human Resources	24	1,744	812	7,324

Office of the State Controller	184	1,955	2,896	20,492
Reserve - Budget Transparency	-	-	-	-
Reserve - Compensation Increase	-	-	-	-
Reserve - Contingency/Emergency	-	-	-	-
Reserve - ERP	-	-	-	-
Reserve - Enrollment	-	-	-	-
Reserve - Eugenic Sterilization Compensation	-	-	-	-
Reserve - Film & Entertainment	-	-	-	-
Reserve - Future Benefit Needs	-	-	-	-
Reserve - General Fund Reverting Funds	-	-	-	-
Reserve - Golden LEAF	-	-	-	-
Reserve - IT Fund	-	-	-	-
Reserve - JDIG	-	-	-	-
Reserve - Minimum of Market Adj	-	-	-	-
Reserve - NC GEAR	-	-	-	-
Reserve - NCGA Litigation	-	-	-	-
Reserve - One NC Fund	-	-	-	-
Reserve - Pending Legislation	-	-	-	-
Reserve - Public Schools ADM	-	-	-	-
Reserve - Retirement Rate Adj	-	-	-	-
Reserve - Review of Compensation Plan	-	-	-	-
Reserve - Salary Adjustment	-	-	-	-
Reserve - Severance	-	-	-	-
Reserve - St Emp Comprehensive	-	-	-	-
Reserve - State Emergency Resp & Disaster	-	-	-	-
Reserve - Transfer to DOT	-	-	-	-
Reserve - UI Insurance Reserve	-	-	-	-
Reserve - UNC Enrollment Growth	-	-	-	-
Reserve - Workers' Compensation	-	-	-	-
Reserve-Other	-	-	-	-
Revenue	2,197	31,173	20,295	108,531
SCIF	-	-	-	-
Secretary of State	45	1,266	1,605	11,774
State Auditor	392	4,426	1,843	13,188
State Planning - Inactive	-	-	-	-
State Treasurer-Administration	4,229	38,189	5,593	39,601
State Treasurer-Retirement	-	-	5,381	17,242
<b>Total General Government</b>	<b>\$ 11,632</b>	<b>\$ 204,998</b>	<b>\$ 77,441</b>	<b>\$ 493,822</b>
<b>Health and Human Services</b>				
Aging	\$ 12,333	\$ 54,924	\$ 14,042	\$ 81,251
Child Development	69,395	479,995	113,885	652,921
Child and Family Well-Being	47,570	355,615	52,194	401,381
DHHS-Administration	25,005	262,646	59,403	318,529
Education Services - Inactive	-	-	-	-
Health Services	19,378	190,365	29,919	246,614
Health Services Regulations	5,891	34,612	5,906	40,002
Medical Assistance	1,992,279	18,003,256	2,641,395	21,560,057
Mental Health/DD/SAS	74,058	821,824	130,956	1,137,635
NC Health Choice	-	-	-	-
Services for the Blind and Deaf/HH	2,755	18,019	2,962	21,344
Social Services	153,822	811,930	196,754	896,246
Vocational Rehabilitation	15,687	102,322	15,342	116,682

<b>Total Health and Human Services</b>	\$ 2,418,173	\$ 21,135,508	\$ 3,262,758	\$ 25,472,662
<b>Public Safety, Correction, and Regulation</b>				
Adult Correction	\$ 203,292	\$ 439,575	\$ 168,878	\$ 1,275,986
Insurance	1,976	6,540	5,766	38,158
Insurance-GF	3,677	13,971	2,224	11,118
Judicial	806	10,712	81,208	490,776
Judicial-Indigent Defense	749	8,417	16,062	108,831
Justice	4,168	28,189	10,423	68,362
Labor	892	11,087	3,519	25,271
Public Safety	35,745	139,194	71,243	520,482
State Bureau of Investigation	2,157	10,276	7,807	42,292
<b>Total Public Safety, Correction, and Regulation</b>	\$ 253,462	\$ 667,961	\$ 367,130	\$ 2,581,276
<b>Non-Tax Revenue</b>				
Disproportionate Share	\$ -	\$ 138,440	\$ -	\$ -
Highway Fund Transfer In	-	-	-	-
Insurance-Nontax	14,848	27,938	-	-
License & Fees-Nontax	3,141	18,947	368	4,362
Judicial Fees	17,846	119,117	-	47
Master Settlement Agreement	-	-	-	-
ABC Board	-	-	-	-
Banking & Investment Fees	-	-	-	-
Board of Elections	10	100	64	90
CI Appropriation	-	-	-	-
DHHS	48	1,337	-	11
DPS - ABC Board	470	2,955	692	692
DWI Restoration Fees	605	605	-	-
DWI Service Fees	229	1,528	-	-
Deed Mortgage Registration Fee	553	3,785	442	3,029
Eastern Region Eco Dev Comm	-	-	-	-
Fees & Penalties	434	3,467	506	3,034
Gas & Oil Inspection	125	839	-	-
Intra State Transfer	91	1,676	-	-
Miscellaneous	-	922	-	-
Parole Supervision Fees	77	518	-	-
Probation Supervision Fees	545	3,691	-	-
Risk Pool Reversion	-	-	-	-
Rural Center Reversion	-	-	-	-
Sales & Use	1,248	7,223	-	-
Sales Tax Refund	365	1,598	-	-
Secretary of State-Nontax	53,551	103,090	76	826
Treasurer Investments	64,547	496,416	-	-
<b>Total Non-Tax Revenue</b>	\$ 158,733	\$ 934,192	\$ 2,148	\$ 12,091
<b>Tax Revenues</b>				
Beverage	\$ 59,976	\$ 359,962	\$ 93	\$ 23,209
Corporate Income	94,479	834,852	16,969	180,237
Estate	-	-	-	-
Franchise	24,740	427,694	1,131	11,475
Freight Car Lines	-	9	-	-
Gift	-	-	-	-
Individual Income	1,869,620	9,886,618	64,759	562,084
Insurance	21,242	470,590	23	58,645

Mill Machinery	11	23	-	11
Miscellaneous	-	-	-	-
Severance	-	-	-	-
Piped Natural Gas	-	-	-	-
Privilege License	7,204	28,959	59	189
Real Estate Conveyance Excise	10,048	69,881	-	-
Sales and Use	1,850,243	11,485,578	698,855	4,172,380
Scrap Tire Disposal	2,911	17,337	63	5,540
Soft Drinks Tax - Inactive	-	-	-	-
Solid Waste	3,631	16,945	68	6,259
Sports Wagering	7,925	66,342	11,839	33,793
Tobacco	19,751	148,913	322	1,374
White Goods Disposal	904	5,007	34	1,412
<b>Total Tax Revenues</b>	<b>\$ 3,972,685</b>	<b>\$ 23,818,710</b>	<b>\$ 794,215</b>	<b>\$ 5,056,608</b>
<b>Total Reverting</b>	<b>\$ 7,846,350</b>	<b>\$ 53,232,385</b>	<b>\$ 7,452,852</b>	<b>\$ 50,815,197</b>
Beginning Unreserved Cash	\$ 2,103,736			
Year-To-Date Receipts	53,232,389			
Year-To-Date Disbursements	50,815,197			
<b>Reservations</b>				
American Recovery Plan Act Reserve	-			
Carry Forward Reserve	-			
Clean Water Drinking Water Reserve	(200,000)			
Coronavirus Capital Projects Reserve	-			
Coronavirus Relief Reserve	-			
Earthquake Disaster Recovery Reserve	-			
Economic Development Project Reserve	(150,000)			
Education Reserve	(248,000)			
Federal Infrastructure Match Reserve	-			
Housing Reserve	(45,000)			
Hurricane Florence Disaster Recovery Reserve	-			
Information Technology Reserve	-			
Local Fiscal Recovery Reserve-ARPA	-			
Local Govt Coronavirus Relief Reserve	-			
Local Project Reserve	-			
Medicaid Contingency Reserve	-			
Medicaid Transformation Reserve	-			
NC GREAT Reserve	-			
NC Innovation Reserve	(250,000)			
Opioid Abatement Reserve	-			
Public School Contingency Reserve	-			
Public School Need Based Capital Reserve	-			
Reg Economic Dev Reserve	-			
Repairs and Renovations Reserve	-			
Retiree Supplement Reserve	-			
SCIF General Fund Reserve	(1,407,000)			
Savings Reserve	(125,000)			
Stabilization and Inflation Reserve	-			
State Emergency Response/Disaster Reserve	(75,000)			
Transportation Reserve	(100,000)			
Unfunded Liability Solvency Reserve	-			
Wilmington Harbor Enhancements Reserve	-			

World University Games Reserve	-			
<b>Ending Unreserved Cash</b>	\$ 1,920,928			



**North Carolina Financial System**  
**Office of State Controller**  
**NC General Fund Non-reverting Departmental Cash**

Schedule of Receipts and Disbursements by Function and Agency Report

Monthly & Fiscal Year-to-Date as of January 31, 2025

*Expressed in Thousands*

	Beginning	Receipts		Expenditures		Year-To-Date
	Cash	January	Year-To-Date	January	Year-To-Date	Ending Cash
<b>Agriculture</b>						
Agriculture and Consumer Services	\$ 99,153	\$ 11,785	\$ 47,553	\$ 14,783	\$ 45,894	\$ 100,812
<b>Total Agriculture</b>	\$ 99,153	\$ 11,785	\$ 47,553	\$ 14,783	\$ 45,894	\$ 100,812
<b>Debt Service</b>						
State Treasurer-Bond Refund	\$ -	\$ -	\$ -	\$ -	\$ -	\$ -
State Treasurer-Retirement	-	-	32,418	-	32,418	-
<b>Total Debt Service</b>	\$ -	\$ -	\$ 32,418	\$ -	\$ 32,418	\$ -
<b>Economic Development</b>						
Commerce-CDBG	\$ 15,094	\$ -	\$ 115	\$ -	\$ -	\$ 15,209
Commerce-Div of Employ Sec	55,257	35,142	90,413	28,575	81,074	64,596
Commerce-Floyd Relief	-	-	-	-	-	-
Commerce-IT Projects	1,601	-	2	81	323	1,280
Commerce-Special Revenue	388,777	35,657	319,890	43,470	348,574	360,093
Commerce-Trust	77	-	-	-	-	77
<b>Total Economic Development</b>	\$ 460,806	\$ 70,799	\$ 410,420	\$ 72,126	\$ 429,971	\$ 441,255
<b>Education</b>						
Community Colleges-IT Projects	\$ 44,102	\$ 3,550	\$ 18,550	\$ 1,852	\$ 8,337	\$ 54,315
Community Colleges-Special Rev	51,827	2,700	8,884	3,207	9,341	51,370
Community Colleges-Trust	2,310	60	633	38	740	2,203
Public Instruction-IT Projects	72,622	90	581	3,650	10,997	62,206
Public Instruction-Internal Service	165,179	262	5,875	9,279	50,089	120,965
Public Instruction-Local Payroll	3,077	5,898	43,159	5,872	43,619	2,617
Public Instruction-Pub Sch Bldg Fund	1,447,622	46,668	452,462	92,874	255,911	1,644,173
Public Instruction-School Technology	20,946	587	1,840	637	11,647	11,139
Public Instruction-Special Revenue	31,683	605	37,102	144	9,217	59,568
Public Instruction-Trust	13,001	1,520	16,386	-	6,000	23,387
<b>Total Education</b>	\$ 1,852,369	\$ 61,940	\$ 585,472	\$ 117,553	\$ 405,898	\$ 2,031,943
<b>Environment &amp; Natural Resources</b>						
Aquariums	\$ 6,278	\$ -	\$ -	\$ 2	\$ 39	\$ 6,239
C W M T F	114,229	2,774	37,813	599	19,963	132,079
EQ-Clean Water Mgmt Trust Fund	-	-	-	-	-	-
EQ-Loans for Water & Wastewater	761	-	-	-	-	761
Environmental Quality	76,387	9,578	314,675	29,322	230,474	160,588
Environmental Quality-Disaster	43,774	39,174	154,374	2,543	19,678	178,470
Land & Water Conservation Fund	37,627	11,245	20,863	517	5,320	53,170
Natural & Cultural Res-LWS	2,971	12	92	-	-	3,063
Natural and Cultural Res-Int Bearing	35	8	45	3	30	50
Natural and Cultural Resources	6,311	707	4,757	590	8,659	2,409
Parks & Recreation Trust Fund	64,558	2,899	19,548	124	24,618	59,488
Wildlife	28,704	2,777	39,571	6,162	41,225	27,050
<b>Total Environment &amp; Natural Resources</b>	\$ 381,635	\$ 69,174	\$ 591,738	\$ 39,862	\$ 350,006	\$ 623,367

<b>General Government</b>						
Administration	\$ 56,028	\$ 4,124	\$ 30,210	\$ 4,407	\$ 34,939	\$ 51,299
Board of Elections	11,838	47	1,368	126	1,532	11,674
DMVA - Special Revenue	26,846	106	590	-	-	27,436
DMVA-Special Revenue	-	-	-	-	-	-
General Assembly	55,409	47	483	4	477	55,415
Governor's Office	343,559	94,827	812,875	111,954	909,246	247,188
Governor's Office-Disaster Relief	-	277,000	596,163	265,200	573,363	22,800
Information Technology	64,497	6,035	35,140	6,051	25,125	74,512
NC Infrastructure Finance Corp	-	-	18,872	-	18,872	-
OSBM ECONOMIC DEVELOPMENT ADMINISTRATION (EDA-ARPA)	2	68	1,613	68	1,611	4
OSBM-ARP Homeowners Assistance Fund	652	-	43	-	692	3
OSBM-ARP State & Local Fiscal Recovery Fund	2,953,352	10,016	88,125	253,251	806,793	2,234,684
OSBM-Covid 19 Recovery Act	4,052	-	3,775	-	7,811	16
OSBM-Earthquake Disaster Recovery	612	137	263	141	524	351
OSBM-Emergency Rental Assistance	68,545	262	1,970	7,867	11,654	58,861
OSBM-IT Projects	523	-	-	32	206	317
OSBM-Rural Health Care Stabilization	10,974	143	25,452	-	-	36,426
OSBM-SCIF	3,966,637	230,898	1,539,919	150,485	1,155,505	4,351,051
OSBM-Tropical Storm Fred DR	19,598	-	72	147	3,066	16,604
Office of Administrative Hearings	2,615	-	61	-	2	2,674
Payroll Imprest Fund	-	-	2	-	2	-
Revenue-E 911 Fee	1,635	1,126	7,614	1,059	7,258	1,991
Revenue-IT Project	24,851	-	25,000	492	597	49,254
Revenue-Lee Act Credits	294	-	-	-	-	294
Revenue-Project Collect	57,868	3,334	37,645	998	46,682	48,831
Revenue-Tax Distribution	124	468,496	3,659,063	468,490	3,659,058	129
Revenue-Tax Transfer Fees	5,502	325	1,980	4	1,833	5,649
State Controller	46,083	2,157	11,002	2,651	15,482	41,603
State Treasurer	6,930	1,243	4,933	379	2,488	9,375
State Treasurer-Basis Swap	-	-	-	-	-	-
State Treasurer-Blount St. Properties	-	-	-	-	-	-
Statewide-Worker's Comp Plan	6,324	6,082	39,786	6,834	43,321	2,789
<b>Total General Government</b>	<b>\$ 7,735,350</b>	<b>\$ 1,106,473</b>	<b>\$ 6,944,019</b>	<b>\$ 1,280,640</b>	<b>\$ 7,328,139</b>	<b>\$ 7,351,230</b>
<b>Health and Human Services</b>						
Aging	\$ 1,327	\$ 3,031	\$ 5,633	\$ 1,670	\$ 3,522	\$ 3,438
Child Development	80	-	42,939	125	32,872	10,147
Child and Family Well-Being	-	19,742	130,798	19,742	130,798	-
DHHS-Administration	213,449	25,293	46,153	12,602	60,759	198,843
Health Services	212,674	179,447	1,541,447	97,505	1,520,539	233,582
Health Services Regulations	44,617	57	3,793	133	1,083	47,327
Medical Assistance	216,048	9,314	185,327	34,853	269,360	132,015
Mental Health/DD/SAS	92,340	-	900	164	579	92,661
Services for the Blind and Deaf/HH	-	-	-	-	-	-
Social Services	11,342	4,729	19,574	1,673	10,187	20,729
Vocational Rehabilitation	-	-	-	-	-	-
<b>Total Health and Human Services</b>	<b>\$ 791,877</b>	<b>\$ 241,613</b>	<b>\$ 1,976,564</b>	<b>\$ 168,467</b>	<b>\$ 2,029,699</b>	<b>\$ 738,742</b>
<b>Public Safety, Correction, and Regulation</b>						
Adult Correction	\$ 30,617	\$ 28	\$ 260	\$ 132	\$ 4,634	\$ 26,243
Insurance	8,539	304	6,242	137	2,192	12,589
Labor	-	-	750	188	563	187
Office of the Courts	5,293	1,875	5,997	1,035	6,279	5,011
Public Safety	193,801	597,274	1,332,771	211,106	1,073,851	452,721



<b>Total Public Safety, Correction, and Regulation</b>	\$ 238,250	\$ 599,481	\$ 1,346,020	\$ 212,598	\$ 1,087,519	\$ 496,751
<b>Total Non-reverting</b>	<b>\$ 11,559,440</b>	<b>\$ 2,161,265</b>	<b>\$ 11,934,204</b>	<b>\$ 1,906,029</b>	<b>\$ 11,709,544</b>	<b>\$ 11,784,100</b>

## GLOSSARY

**American Recovery Plan Act Reserve (Senate Bill 172, Session Law 2021-25)** – Established as a reserve in the General Fund. The purpose is to maintain federal funds received from the American Rescue Plan Act, P.L. 117-2, which provides additional relief to address the continued impact of COVID-19.

**Appropriation Expenditures** – The net of expenditures and receipts of reverting funds.

**Beverage Taxes Payable (Chapter 105, Article 2C)** – Excise taxes collected on the sale of beer and wine that are payable annually to counties and cities within 60 days after March 31 of each year.

**Budget (Appropriation Expenditures)** – Total appropriation expenditures as enacted by legislation and detail adjustments by the Office of State Budget and Management.

**Budget (Revenues)** – Total revenues as enacted by legislation and forecasted detail by the Office of State Budget and Management.

**Carryforward Reserve** – Session Law 2014-10, Section 6.7 directed a review of current practices to improve budgeting of the General Fund. An implemented recommendation from this review was the process of transferring carryforward funds to a cash reserve at year end. This process is for State agencies only. No university funds are included.

**Clean Water and Drinking Water Reserve (House Bill 103, Session Law 2022-74, Section 2.2.(p))** – Established as a reserve in the General Fund. This Reserve shall make funds available to the Department of Environmental Quality (Department) to use for clean water and drinking water projects. Funds in excess of the amounts needed for the projects listed in subsection (e) of Section 12.9 may be used by the Department for other water and sewer infrastructure projects eligible for funding from the Drinking Water Reserve or Wastewater Reserve and subject to the applicable directives set forth in Section 12.9.

**Coronavirus Capital Projects Reserve (Senate Bill 172, Session Law 2021-25, Section 2.3)** – Established as a reserve in the General Fund. The purpose is to maintain federal funds received from the American Rescue Plan Act, P.L. 117-2, for capital projects allowed under federal law.

**Coronavirus Relief Reserve (House Bill 1043, Session Law 220-4)** – Established as a reserve in the General Fund. The purpose is to maintain federal funds received from the Coronavirus Relief Fund created under the CARES Act, P.L. 116-136, to mitigate the impact of the COVID-19 outbreak in North Carolina.

**Disbursements** – Funds withdrawn from an agency budget code as recorded in cash management control system.

**Disproportionate Share Reserve (House Bill 1473, Section 10.39, Session Law 2007-323)** – Federal share of disproportionate share payments received from state hospitals not appropriated by the General Assembly.

**Earthquake Disaster Recovery Reserve (House Bill 1105, Session Law 2020-97)** – Established as a reserve in the General Fund. Funds appropriated to provide necessary and appropriate relief and assistance from the effects of earthquakes.

**Economic Development Project Reserve (Senate Bill 105, Session Law 2021-180)** – Established as a reserve in the General Fund to make funds available for expenditures associated with economic development projects meeting or exceeding high-yield project metrics.

**Education Reserve (House Bill 10, Session Law 2024-55)** – Established as a reserve in the General Fund to make funds available for educational programs.

**Federal Infrastructure Match Reserve (House Bill 103, Session Law 2022-74, Section 2.2.(m))** – Established as a reserve in the General Fund. This Reserve shall make funds available to State agencies and departments to use for State match requirements when procuring federal aid made available under the federal Infrastructure Investment and Jobs Act (P.L. 117-58).

**Housing Reserve (House Bill 103, Session Law 2022-74, Section 2.2.(k))** – Established as a reserve in the General Fund. This Reserve shall make funds available upon appropriation for the Workforce Housing Loan Program in accordance with Section 29.1 of S.L. 2022-74 and the Dare County Affordable Housing Project in accordance with Section 24.1 of S.L. 2022-74.

**Hurricane Florence Disaster Recovery Reserve (Senate Bill 3, Session Law 2018-136)** – Established as a reserve in the General Fund. The purpose is to maintain funds reserved for disaster recovery in relation to Hurricane Florence.

**Information Technology Reserve (Senate Bill 105, Session Law 2021-180)** – Established as a reserve in the General Fund to make funds available for information technology project expenditures.

**Local Fiscal Recovery Reserve (ARPA) (Senate Bill 172, Session Law 2021-25)** – Established as a reserve in the General Fund to maintain federal funds received from the Coronavirus Local Fiscal Recovery Fund, pursuant to the authorization set forth in the Social Security Act.

**Local Government Coronavirus Relief Reserve (House Bill 1043, Session Law 220-4)** – Established as a reserve in the General Fund. The purpose is to maintain federal funds received from the Coronavirus Relief Fund created under the CARES Act, P.L. 116-136, to mitigate the impact of the COVID-19 outbreak on local governments in North Carolina.

**Local Project Reserve (House Bill 103, Session Law 2022-74, Section 2.2.(l))** – Established as a reserve in the General Fund that

shall make funds available for local project expenditures.

**Medicaid Contingency Reserve (Senate Bill 744, Section 12H.38, Session Law 2014-100)** – Funds shall be used only for budget shortfalls in the Medicaid Program.

**Medicaid Transformation Fund (House Bill 97, Section 12H.29, Session Law 2015-241)** – Established as a special fund to provide funds for converting from a fee-for-service payment system to a capitated payment system.

**NC GREAT Reserve (House Bill 387, Session Law 2019-230)** – The Growing Rural Economies with Access to Technology (GREAT) program was established to fund the terrestrial deployment of broadband within unserved areas of economically distressed counties. The NC GREAT Reserve was established as a reserve in the General Fund to provide funding for the program.

**NCInnovation Reserve (House Bill 259, Session Law 2023-134, Section 2.2(k))** – Established as a reserve in the General Fund. The purpose is to provide funds to the NCInnovation Incorporated nonprofit organization through the Department of Commerce.

**Non-reverting** – Represents General Fund activities for which unexpended appropriations do not lapse at fiscal year-end and generally are not re-appropriated for a different purpose, function or activity.

**Opioid Abatement Reserve (Senate Bill 105, Session Law 2021-180)** – Established as a reserve in the General Fund to maintain funds received by the State as a beneficiary of the final consent judgment resolving the case, *State of North Carolina, ex rel. Joshua H. Stein, Plaintiff v. McKinsey and Company, Inc.*, and any other funds received by the State as a result of the settlement.

**Public School Contingency Reserve (House Bill 103, Session Law 2022-74, Section 4.5)** – Established as a reserve in the General Fund. This reserve shall make funds available to the Department of Public Instruction to provide sufficient State net General Fund appropriations and necessary budget authority to close out the 2021-2022 fiscal year. Unexpended funds in the Reserve shall revert at the end of the 2021-2022 fiscal year closeout process.

**Public School Needs-Based Capital Reserve (House Bill 103, Session Law 2022-74, Section 2.2.(o))** – Established as a reserve in the General Fund to make funds available to the Department of Public Instruction (Department). The Department awards grants from the Needs-Based Public School Capital Fund to counties to assist with their critical public school building capital needs.

**Receipts** – Funds deposited to an agency budget code as certified in the cash management control system.

**Regional Economic Development Reserve (House Bill 259, Session Law 2023-134, Section 2.2(n))** – Established as a reserve in the General Fund to make funds available for the Office of State Budget Management for projects to state and non-state entities.

**Repairs and Renovations Reserve Account (G.S. 143C-4-3)** – Established as a reserve in the General Fund which can be used only for the repair and renovation of State facilities and related infrastructure that are supported from the General Fund.

**Reserved** – Designates the portion of fund balance which has been set aside by the legislature for a specific purpose and is generally unavailable to finance appropriation expenditures.

**Retiree Supplement Reserve (House Bill 103, Session Law 2022-74, Section 2.2.(n))** – Established as a reserve in the General Fund. This Reserve shall make funds available to provide a one percent (1%) retiree supplement for retirees of the Teachers' and State Employees' Retirement System, the Consolidated Judicial Retirement System, and the Legislative Retirement System.

**Reverting** – Designates General Fund activities for which unexpended appropriations lapse at fiscal year-end and may be re-appropriated for the same or a different purpose, function or activity.

**Sales and Use Taxes Payable (Chapter 105, Subchapter VIII)** – Local Sales and Use Taxes collected and payable.

**Savings Reserve Account (G.S. 143C-4-2)** – Established as a reserve in the General Fund and is a component of the unappropriated General Fund balance. Account established to maintain sufficient reserves to address unanticipated events and circumstances such as natural disaster, economic downturns, threats to public safety, health and welfare, and other emergencies. Account also established with a goal to maintain a balance equal to or greater than eight percent of the prior year's General Fund operating budget.

**Scrap Tire Disposal Taxes Payable (Chapter 105, Article 5B)** – Additional sales and use taxes collected on new tire sales payable quarterly to counties (70%), the General Fund (30%).

**Stabilization and Inflation Reserve (House Bill 103, Session Law 2022-74, Section 2.2.(q))** – Established as a reserve in the General Fund. This Reserve shall make, only upon an act of appropriation by the General Assembly, funds available to be used for costs associated with inflation and other measures necessary to stabilize the State economy.

**State Capital and Infrastructure Fund (SCIF) Reserve (G.S. 143C-4-3.1)** – Established as a reserve in the General Fund to reserve an unappropriated balance to transfer funds to the State Capital and Infrastructure Fund (Fund) upon appropriation by the General Assembly. The Fund was established to address the ongoing capital and infrastructure needs of the State.

**State Emergency Response/Disaster Relief Reserve (Senate Bill 7, Session Law 2005-1)** – Funds appropriated to provide necessary and appropriate relief and assistance from the effects of natural disasters.

**Tax and Non-Tax Revenues** – Presented in this report net of refunds to taxpayers and various distributions to state and local entities.

**Transportation Reserve (House Bill 259, Session Law 2023-134, Section 2.2(j))** – Established as a reserve in the General Fund to make funds available for the Department of Transportation.

**Unfunded Liability Solvency Reserve (House Bill 651, Session Law 2018-30)** – Established as a reserve in the General Fund. The funds in the Reserve shall be used only for transfers to the Health Benefit Fund or the Retirement System for the purpose of reducing the unfunded liabilities of those two funds.

**Unreserved** – Resources available to finance appropriation expenditures.

**White Goods Disposal Taxes Payable (Chapter 105, Article 5C)** – Additional sales and uses taxes collected on sales of new large appliances such as refrigerators, ranges, water heaters, etc, that are payable quarterly to counties (72%) and the General Fund (28%).

**Wilmington Harbor Enhancement Reserve (Senate Bill 105, Session Law 2021-180)** – Established as a reserve in the General Fund to make funds available for expenditures associated with the Wilmington Harbor Enhancement project.

**World University Games Reserve (House Bill 103, Session Law 2022-74, Section 2.2.(j))** – Established as a reserve in the General Fund. This Reserve shall make funds available to support the State of North Carolina as a host of the 2027 World University Games upon an act of appropriation by the General Assembly. Funds in the reserve that have not been appropriated by June 30, 2026 shall revert to the General Fund and the World University Games Reserve shall be eliminated.